Libmanan Water District
FY 2019

APPROVED OPERATING AND CAPITAL BUDGET

Contents

THE OPERATING BUDGET

I. Budget Overview

District Mission, Vision & Goal Statement 01-02
Operating Budget Summary 03
Operating Cash Budget 04
Graph – Expenditures/Expense, Revenue/Income 05

II. Revenues

Revenue History 06
Estimated Water Sales for CY 2019 – January 07
Estimated Water Sales for CY 2019 – February 08
Estimated Water Sales for CY 2019 – March 09
Estimated Water Sales for CY 2019 – April 10
Estimated Water Sales for CY 2019 – May 11
Estimated Water Sales for CY 2019 – June 12
Estimated Water Sales for CY 2019 – July 13
Estimated Water Sales for CY 2019 – August 14
Estimated Water Sales for CY 2019 – September 15
Estimated Water Sales for CY 2019 – October 16
Estimated Water Sales for CY 2019 – November 17
Estimated Water Sales for CY 2019 – December 18
Water Sales Summary By Service Class 19
Unit Sales History By Customer Class 20
Rent Income / Other Business Income 21

III. Department Budget

Office of the Board of Directors	22
Office of the General Manager	23
General Services Section	24
Graph-General Services Section	25
Billing & Commercial Section	26
Graph-Billing & Commercial Section	27
Accounting & Budget Section	28
Graph-Accounting & Budget Section	29
Cash Management & Collection Section	30
Graph-Cash Mgt & Collection Section	31
Repair & Maintenance Section	32
Graph-Repair & Maintenance Section	33
Engineering & Construction Section	34
Graph-Engineering & Construction Section	35
Production & Water Quality Section	36
Graph-Production & Water Quality Section	37

IV. Expenditures-Personal Services

Personal Services Expenses	38
Staffing Summary & Details of Salaries	39
Other Compensation & Benefits	40

V. Expenditures-MOOE & Repair & Maintenance

Maintenance & Other Operating Expenses 41

Supplies & Materials Expenses 42

Communication Expenses 43

Professional Expenses 44

Repair & Maintenance Expenses 45

Repair & Maintenance-Infrastructure Asset-UPIS 46

Repair & Maintenance-Machinery 47

Taxes, Insurance Premiums and other Fees 48

Other Maintenance & Operating Expenses 49

VI Capital Expenditures

Capital Outlays Obligations, By Object of Expenditures 50

Capital Improvement Program

a. Pipelaying Expansion 51

b. Purchase of IT Equipment & Software 52

c. Purchase of Office Equipment 53

d. Purchase of Other Property Plants & Equipment 54

e. Purchase of Service Motor Vehicle 55

f. Purchase of Machinery & Equipment 56

g. Purchase of Communication Equipment 57

h. Construction of DAM & Parking Area 58

i. Purchase of Furniture & Fixtures 59

j. Construction & Fabrication of Building 60

k. Other Equipment 61

l. Semi-Expendable- Furniture & Fixtures 62

m. Semi-Expendable- ICT 63

n. Semi-Expendable- Office Equipment 64

o. Semi Expendable Disaster Response & Rescue Equipment 65

p. Semi-Expendable Machinery 66
q. Computer Software 67

VII Appendix

Statement of Receivables FY 2019 Estimates 68
Statement of Receivables FY 2018 Projected 69
Statement of Borrowings FY 2019 Proposal 70
Statement of Borrowings FY 2018 Estimates 71
Statement of Accounts Payable to Employees 72
Statement of Accounts Payable to Suppliers or Trade Creditors 73-74
Statement of Accounts Payable to Suppliers 2018 75
Staffing Summary & Details of Salaries-Casual 76
Other Compensation & Benefits-Casual 77
Projected Depreciation for 2019 78

EXCERPT FROM THE MINUTES OF THE REGULAR MEETING OF THE BOARD OF DIRECTORS OF THE LIBMANAN WATER DISTRICT (LIWAD) ON DECEMBER 27-28, 2018 HELD AT LIWAD OFFICE, BAGUMBAYAN, LIBMANAN, CAMARINES SUR.

Present:

Mr. Ferdinand J. Osio, Sr.	**Chairman**
Engr. Dominador G. Zaldua, Jr.	**BOD Secretary**
Ms. Eva V. Dilanco	**BOD Treasurer**
Ms. Leticia C. Madrid	**BOD Member**

Other Present:

Engr. Rodolfo A. Jimenez, Jr.	**General Manager**
Kristine Kay T. Balingbing	**Recording Secretary**

RESOLUTION NO. 009 , Series of 2018

RESOLUTION APPROVING THE PROPOSED OPERATING AND CAPITAL BUDGET FOR CALENDAR YEAR 2018 AMOUNTING TO P51,549,620.22 OF THE LIBMANAN WATER DISTRICT EFFECTIVE JANUARY 2019

WHEREAS, the Board of Directors approved the Operating and Capital Budget for Calenday Year 2018 amounting to **P51,549,620.22** of the Libmanan Water District;

WHEREAS, it is necessary that the Operating and Capital Budget for Calendar Year 2019 amounting to **P51,549,620.22** as approved be implemented;

WHEREAS, Out of the total Operating and Capital Budget of **P51,549,620.22, P25,575,672.92** was designated for capital expenditures and the remaining **P25,973,947.30** for operating and maintenance and personnel expenditures;

WHEREFORE, on collective motion, be it resolved as it is hereby;

RESOLVED, that the proposed Operating and Capital Budget for Calendar Year 2019 amounting to **P51,549,620.22** for implementation as approved by the Board of Directors, to wit: and approving the implementation thereof January 3, 2019.

UNANIMOUSLY APPROVED.
December 28, 2018

We hereby certify to the correctness of the foregoing resolution.

ENGR. DOMINADOR G. ZALDUA, JR.
BOD Secretary

Cont. Board Resolution No. 009, S. 2018...

ATTESTED:

FERDINAND J. OSIO, SR.
BOD Chairman

EVA V. DILANCO
BOD Treasurer

LETICIA C. MADRID
BOD Member

The mission of the Libmanan Water District is:

"LIWAD IS COMMITTED TO:

1. Engage its community and its responsible consumers towards
   a. A sustainable sewerage and watershed management
   b. Harnessing the natural water resources of the community to provide potable water services

2. Provide viable, modern and affordable services by
   a. Improving its operations and management
   b. Developing deeper corporate social responsibility
   c. Strengthening its linkage to its consumers

3. Continuously expand its services.

Vision:

Liwad is the premier potable water provider characterized by its viable, modern and affordable services towards a progressive, peaceful, sustainable and developed Libmanan by engaging its communities and its responsive consumers.

Goals:

1. Continuous human resource development of LIWAD staff
2. Promotion, Information Campaign and Education (PICE)
3. Watershed Management
4. Quality Service Improvement Program
5. Research and Development
6. Modernization Program
7. Networking and Linkaging
8. Corporate Social Responsibility (CSR)

Budget Overview

OPERATING BUDGET SUMMARY

PARTICULARS	FY 2017 Actual	FY 2018 Budget	FY 2018 Estimated	FY 2019 Budget	FY2019 Change	% Change
INCOME						
Business Income						
Income from Waterworks System						
Water Sales	23,911,995.22	Php 24,766,340.40	26,610,017.56	Php 27,692,007.74	Php 1,081,990.18	4%
Rent Income	527,040.00	487,200.00	497,694.55	643,800.00	146,105.45	29%
Other Business Income	627,467.86	407,190.00	582,758.51	466,590.00	(116,168.51)	-20%
Fines and Penalties	727,953.44	753,962.29	794,976.38	827,300.92	32,324.54	4%
Total Business Income	**25,794,456.52**	**26,414,692.69**	**28,485,447.00**	**29,629,698.66**	**1,144,251.66**	**4%**
Less: Expenses						
Personal Services	7,186,395.57	9,273,221.07	7,982,805.83	12,236,033.45	4,253,227.62	53%
Maint. and Other Operating Exp.	4,121,611.93	6,437,644.15	4,753,045.98	8,494,844.40	3,741,798.42	79%
Non-Cash Expenses	3,482,319.29	3,924,074.45	3,742,661.92	3,924,074.45	181,412.52	5%
Financial Expenses					-	
Bank Charges	3,962.60	4,500.00	5,834.73	7,400.00	1,565.27	27%
Loan Interest	1,432,302.00	1,374,415.00	1,374,415.00	1,311,595.00	(62,820.00)	-5%
TOTAL OPERATING EXPENSES	**16,226,591.39**	**21,013,854.67**	**17,858,763.46**	**25,973,947.30**	**8,115,183.84**	**45%**
Income(Loss) from Operation	**9,567,865.13**	**5,400,838.02**	**10,626,683.54**	**3,655,751.37**	**(6,970,932.17)**	-66%
Add(Deduct) Other General Income						
Interest Income	23,669.00	30,000.00	232,053.89	100,000.00	(132,053.89)	-57%
Miscellaneous Income	-	-				
Total Other General Income	**23,669.00**	**30,000.00**	**232,053.89**	**100,000.00**	**(132,053.89)**	-57%
Net Income	**9,591,534.13**	**Php 5,430,838.02**	**Php 10,858,737.44**	**Php 3,755,751.37**	**Php (7,102,986.07)**	-65%

Prepared By:

HARLENE EVE TARDECILLA
Senior Accounting Processor B

Approved By:

ENGR. RODOLFO A. JIMENEZ, JR.
General Manager

OPERATING CASH BUDGET

FOR BUDGET YEAR 2019

PARTICULARS		FY 2017 Actual		FY 2018 Budget		FY 2018 Estimated	FY 2019 Budget		FY2019 Change	% Change
Collection Efficiency		93%				98%	98%		0%	0%
CASH FLOWS FROM OPERATING ACTIVITIES										
CASH INFLOWS										
Collection of Receivable-Water Sales										
Current Year	Php	24,013,731.11	Php	25,505,223.44	Php	26,480,946.76	28,502,762.65	Php	2,021,815.88	8%
Previous Years		679,089.23		905,975.85		718,715.59	1,012,339.18	Php	293,623.60	41%
Collection of Other Receipts		2,971,662.32		4,498,995.41		3,902,394.64	6,438,337.92		2535943.279	65%
TOTAL CASH INFLOWS	Php	27,664,482.66	Php	30,910,194.70	Php	31,102,056.99	35,953,439.75	Php	4,851,382.76	16%
CASH OUTFLOWS:									-	
Payment of Personal Services		6,528,119.22		9,273,221.07		7,218,011.78	12,236,033.45	Php	5,018,021.67	70%
Payment of Operating & Maintenance Expense		3,684,253.87		6,528,119.22		3,811,726.65	8,003,209.58	Php	4,191,482.94	110%
Payment of Loan Interest		1,432,302.00		1,374,415.00		1,392,058.01	1,374,415.00	Php	(17,643.01)	-1%
Guaranty Deposit		97,080.00		99,600.00			99,600.00	Php	99,600.00	
Payment of Prepaid Insurance		-		-		50,843.15		Php	(50,843.15)	
Payment of Office Supplies Invty		92,182.87		207,156.06		318,525.76	283,634.82	Php	(34,890.95)	-11%
Payment of Med,Supplies & Dental Invty		-		-				Php	-	
Payment of Accounts Payable		2,034,742.32		725,346.28		1,462,752.47	655,804.64	Php	(806,947.83)	-55%
Payment of other Supplies Inventory		-						Php	-	
Payment of Accountable Form Invty		153,600.00		178,000.00			155,000.00	Php	155,000.00	
Payment of construction materials sold		5,334,825.63		2,850,643.12		2,970,980.06	4,500,647.00	Php	1,529,666.94	51%
TOTAL CASH OUTFLOWS		19,357,105.91		21,236,500.75		17,224,897.89	27,308,344.49		10,083,446.60	59%
TOTAL CASH PROVIDED (USED) BY OPERATING ACTIVITIES:		8,307,376.75		9,673,693.95		13,877,159.11	8,645,095.26		(1,028,598.69)	-7%
CASH FLOWS FROM INVESTING ACTIVITIES:										
CASH INFLOWS:										
Cash Transfer from HYSA		-		2,548,608.89			3,924,074.45	Php	3,924,074.45	
CASH OUTFLOWS:								Php	-	
Payment of Prior Year's Payable		6,000.00						Php	-	
Sinking Fund-reserve		3,742,971.01		3,924,074.45		(22,176,966.03)	3,924,074.45	Php	26,101,040.48	-118%
Payment of PPE		422,910.02		1,122,377.80		651,142.20	5,586,900.00	Php	4,935,757.80	758%
Payment for Construction in Progess-Prior Years'		2,176,792.98		-			15,187,109.34	Php	15,187,109.34	
Payment for PPE-Prior Years'				-			738,660.70	Php	738,660.70	
Payment for Construction in Progress - Project		-		-				Php	-	
Payment for Construction in Progress - General Fund		856,206.64		16,514,608.59		491,586.00	13,776,372.32	Php	13,284,786.32	2702%
Payment for Construction in Progress - (HYSA)		-		2,548,608.89				Php	-	
TOTAL CASH OUTFLOWS	Php	7,204,880.65	Php	21,561,060.84	Php	(21,034,237.83)	39,213,116.81	Php	60,247,354.64	-286%
TOTAL CASH PROVIDED (USED) BY INVESTING ACTIVITIES	Php	(7,204,880.65)	Php	(19,012,451.95)	Php	21,034,237.83	(35,289,042.36)	Php	(60,247,354.64)	-286%
CASH FLOWS FROM FINANCING ACTIVITIES:										
CASH INFLOWS:										
Barangay Counterpart (project-Malbogon)				-		130,000.00				
Loan Domestic (Project)				928,923.28		-	928,923.28	Php	928,923.28	
TOTAL CASH INFLOWS		-		928,923.28		130,000.00	928,923.28		928,923.28	
CASH OUTFLOWS:										
Payments of Loans - LGU		-		-		-			-	
Bank Charges		3,962.60						Php	-	
Payments of Loans Principal-Iwua		1,349,958.00		1,407,845.00		1,404,864.00	1,470,665.00		65,801.00	5%
TOTAL CASH OUTFLOWS		1,353,920.60		1,407,845.00		1,404,864.00	1,470,665.00		65,801.00	5%
CASH FLOW PROVIDED BY FINANCING		(1,353,920.60)		(478,921.72)		(1,274,864.00)	(541,741.72)		863,122.28	-68%
CASH PROVIDED BY OPERATING, INVESTING , & FINANCING ACTIVITIES		(251,424.50)		(9,817,679.71)		33,636,532.94	(27,185,688.82)		(60,412,831.04)	-180%
ADD: CASH AND CASH EQUIVALENTS - Beginning		14,341,465.38		14,090,040.88	Php	14,090,040.88	47,726,573.82			
CASH & CASH EQUIVALENTS, ENDING	Php	14,090,040.88	Php	4,272,361.17	Php	47,726,573.82	20,540,885.00	Php	(60,412,831.04)	-127%

Prepared By:

HARLENE EVE TARDECILLA
Senior Accounting Processor B

Approved By:

ENGR. RODOLFO A. JIMENEZ, JR.
General Manager

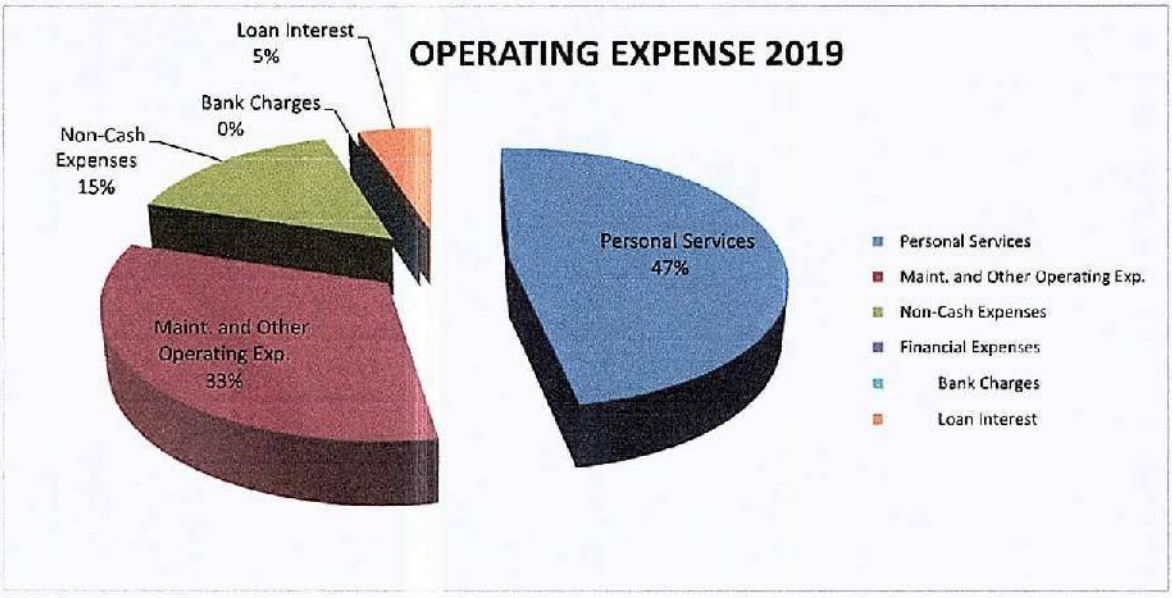

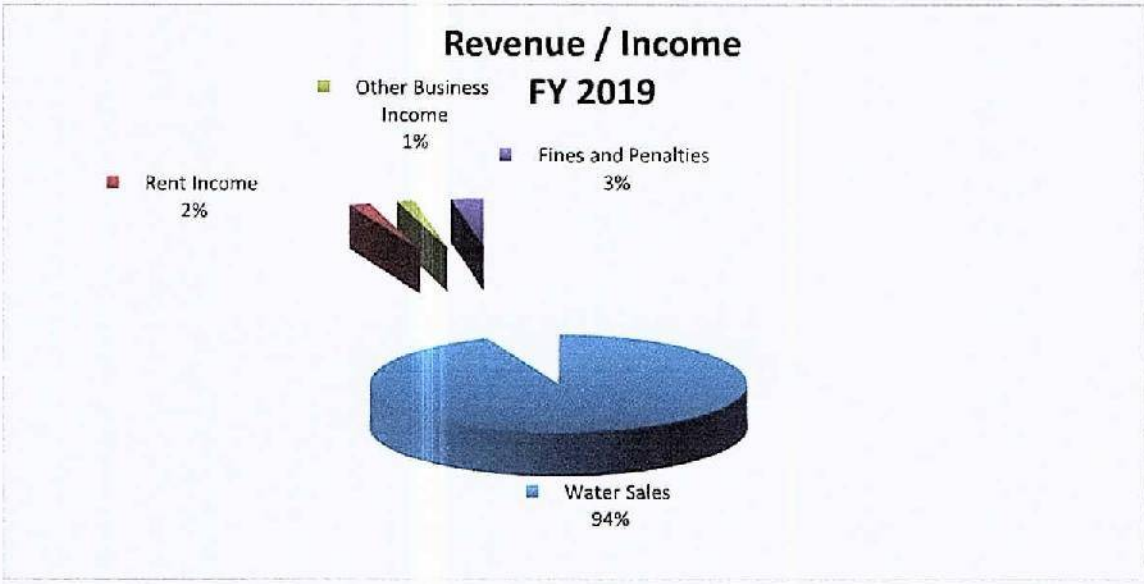

Prepared By:

HARLENE EVE TARDECILLA
Senior Accounting Processor B

Approved By:

ENGR. RODOLFO A. JIMENEZ, JR.
General Manager

REVENUE HISTORY

PARTICULARS	FY 2015 (Actual)	FY 2016 Actual	FY 2017 Actual	FY 2018 Estimated	FY 2019 Budget
ASSETS					
SALES/REVENUE FROM OPERATIONS:					
Water Sales	19,762,300.06	Php 20,840,194.92	Php 23,911,995.22	Php 26,610,017.56	Php 27,692,007.74
Rent Income	469,950.00	556,800.00	527,040.00	497,694.55	643,800.00
Other Business Income	547,082.97	443,590.00	527,467.86	456,882.94	466,590.00
Fines and Penalties	539,266.39	541,698.83	727,953.44	794,876.38	833,645.52
TOTAL SALES/REVENUE FROM OPERATION	Php 21,318,599.42	Php 22,382,283.75	Php 28,071,134.03	Php 28,359,571.43	Php 29,636,043.26

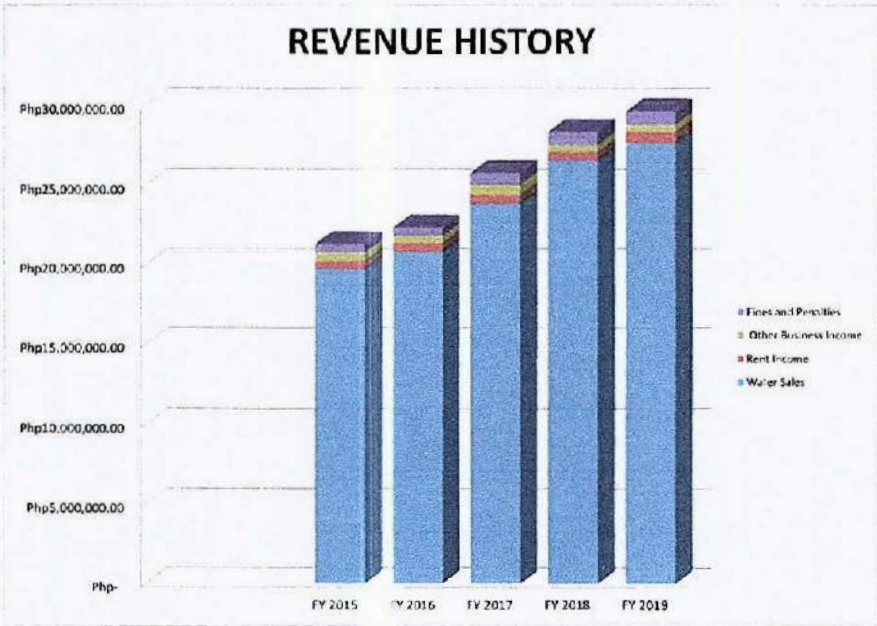

Prepared by:

HARLENE EVE TARDECILLA
Senior Accounting Processor B

ENGR. RODOLFO A. JIMENEZ, JR.
General Manager

Republic of the Philippines
LIBMANAN WATER DISTRICT

ESTIMATED WATER SALES for the CY 2019

COMMODITY CHARGES

METERED

	ADD'L. CONN. NEW	No. of connection	Size 1/2"	Average Consumption	1st 10 cu.m. 120.00	11-20 cu.m. 14.00	21-30 cu.m. 14.80	31-40 cu.m. 15.60	41-Up cu.m. 16.40	Total Consumption	JANUARY TOTAL	
RESIDENTIAL/GOVT	35	1547		5.79	185,635.99					8,953.00		8953
		2654		13.05	318,468.36	185,785.46				34,630.00		34630
		1201		26.42	144,127.32	168,148.54	88,878.52			31,734.00		31734
		620		31.82	74,433.76	86,839.38	91,801.63	48,381.94		19,740.00		19740
		468		72.66	56,113.57	65,465.83	69,206.74	72,947.64	250,452.21	33,976.00		33976
TOTAL		6490			778,800.00	506,239.22	249,886.89	121,329.58	250,452.21	129,033.00	1,906,707.90	

COMMERCIAL CHARGES	No. of connection	Size 1/2"	Average Consumption	1st 10 cu.m. 240.00	11-20 cu.m. 26.00	21-30 cu.m. 29.60	31-40 cu.m. 31.20	41-Up cu.m. 32.80	Total Consumption		
FULL COMMERCIAL - 200%	112		4.57	26,880.00					512.00		512
	31		20.19	7,440.00	4,340.00				626.00		626
	27		22.70	6,480.00	7,560.00	3,996.00			613.00		613
	22		20.41	5,280.00	6,160.00	6,512.00	3,432.00		448.00		448
	40		125.23	9,600.00	11,200.00	11,840.00	12,480.00	111,815.20	5,009.00		5009
TOTAL	232			55,680.00	29,260.00	22,348.00	15,912.00	111,815.20	7,208.00	235,015.20	

COMMERCIAL- 175%	No. of connection	Size 1/2"	Average Consumption	1st 10 cu.m. 210.00	11-20 cu.m. 24.50	21-30 cu.m. 25.90	31-40 cu.m. 27.30	41-Up cu.m. 28.70	Total Consumption		
	9		3.22	1,890.00					29.00		29.00
	3		9.00	630.00	441.00				27.00		27.00
	0		0.00	-	-	-			-		-
	2		71.50	420.00	490.00	518.00	327.60		143.00		143.00
	5		60.00	1,050.00	1,225.00	1,295.00	1,365.00	1,435.00	250.00		250.00
TOTAL	19			3,990.00	2,156.00	1,813.00	1,692.60	1,435.00	449.00	11,086.60	

COMMERCIAL- 150%	No. of connection	Size 1/2"	Average Consumption	1st 10 cu.m. 180.00	11-20 cu.m. 21.00	21-30 cu.m. 22.20	31-40 cu.m. 23.40	41-Up cu.m. 24.60	Total Consumption		
	9		5.00	1,620.00					45.00		45.00
	5		15.20	900.00	420.00				76.00		76.00
	2		15.00	360.00	420.00	222.00			30.00		30.00
	3		61.33	540.00	630.00	666.00	421.20		184.00		184.00
	6		59.00	1,080.00	1,260.00	1,332.00	1,404.00	2,804.40	354.00		354.00
TOTAL	25			4,500.00	2,730.00	2,220.00	1,825.20	2,804.40	689.00	14,079.60	

COMMERCIAL- 125%	No. of connection	Size 1/2"	Average Consumption	1st 10 cu.m. 150.00	11-20 cu.m. 17.50	21-30 cu.m. 18.50	31-40 cu.m. 19.50	41-Up cu.m. 20.50	Total Consumption		
	0		0.00	-					-		
	1		37.00	150.00	70.00				37.00		37.00
	0		0.00	-	-	-			-		-
	0		0.00	-	-	-	-		-		-
	1		93.00	150.00	175.00	185.00	195.00	1,086.50	93.00		93.00
TOTAL	2			300.00	245.00	185.00	195.00	1,086.50	130.00	2,011.50	

TOTAL NUMBER CONNECTION	6768	TOTAL WATER SALES	137,510.00	2,168,900.80

Prepared by:

Ritchie T. [illegible]
U/CS Officer A

Approved By:

ENGR. RODOLFO A. JIMENEZ, JR.
General Manager

Republic of the Philippines
LIBMANAN WATER DISTRICT

ESTIMATED WATER SALES for the CY 2019

COMMODITY CHARGES

	ADD'L. CONN. NEW	No. of connection	Size 1/2"	Average Consumption	1st 10 cu.m. 120.00	11-20 cu.m. 14.00	21-30 cu.m. 14.80	31-40 cu.m. 15.60	41-Up cu.m. 16.40	Total Consumption	FEBRUARY TOTAL	
RESIDENTIAL/GOVT	35	1598		6.41	191,715.90					10,239.00		10239
		2664		13.48	319,554.56	186,465.16				35,913.00		35913
		1226		24.61	147,146.68	171,873.45	90,741.68			30,177.00		30177
		578		27.95	69,412.17	80,980.86	85,608.34	45,117.91		16,165.00		16165
		459		68.24	55,068.69	64,246.81	67,918.08	71,589.30	197,485.00	30,398.00		30398
TOTAL		6525			783,000.00	503,356.29	244,268.08	116,707.21	197,485.00	122,892.00	1,844,826.59	

COMMERCIAL CHARGES	No. of connection	Size 1/2"	Average Consumption	1st 10 cu.m. 240.00	11-20 cu.m. 28.00	21-30 cu.m. 29.60	31-40 cu.m. 31.20	41-Up cu.m. 32.80	Total Consumption		
FULL COMMERCIAL - 200%	89		5.96	21,360.00					530.00		530
	43		13.74	10,320.00	6,020.00				591.00		591
	29		20.24	6,960.00	8,120.00	4,292.00			587.00		587
	28		14.93	6,720.00	7,840.00	8,288.00	4,368.00		418.00		418
	33		172.18	7,920.00	9,240.00	9,768.00	10,296.00	143,073.60	5,682.00		5682
TOTAL	222			53,280.00	31,220.00	22,348.00	14,664.00	143,073.60	7,808.00	264,585.60	

COMMERCIAL- 175%	No. of connection	Size 1/2"	Average Consumption	1st 10 cu.m. 210.00	11-20 cu.m. 24.50	21-30 cu.m. 25.90	31-40 cu.m. 27.30	41-Up cu.m. 28.70	Total Consumption		
	9		4.33	1,890.00					39.00		39.00
	3		9.33	630.00	441.00				28.00		28.00
	0		0.00	-	-	-			-		
	2		69.50	420.00	490.00	518.00	327.60		139.00		139.00
	5		36.60	1,050.00	1,225.00	1,295.00	1,365.00	(487.00)	183.00		183.00
TOTAL	18			3,990.00	2,156.00	1,813.00	1,692.60	(487.00)	389.00	8,163.70	

COMMERCIAL- 150%	No. of connection	Size 1/2"	Average Consumption	1st 10 cu.m. 180.00	11-20 cu.m. 21.00	21-30 cu.m. 22.20	31-40 cu.m. 23.40	41-Up cu.m. 24.60	Total Consumption		
	9		4.00	1,620.00					36.00		36.00
	5		13.60	900.00	420.00				68.00		68.00
	2		35.00	360.00	420.00	222.00			70.00		70.00
	3		22.00	540.00	630.00	666.00	421.20		66.00		66.00
	6		66.83	1,080.00	1,260.00	1,332.00	1,404.00	3,960.60	401.00		401.00
TOTAL	25			4,500.00	2,730.00	2,220.00	1,825.20	3,960.60	641.00	15,235.80	

COMMERCIAL- 125%	No. of connection	Size 1/2"	Average Consumption	1st 10 cu.m. 150.00	11-20 cu.m. 17.50	21-30 cu.m. 18.50	31-40 cu.m. 19.50	41-Up cu.m. 20.50	Total Consumption		
	0		0.00	-					-		
	1		8.00	150.00	70.00				8.00		8.00
	0		0.00	-	-	- -			-		-
	1		38.00	150.00	175.00	185.00	117.00		38.00		38.00
	1		120.00	150.00	175.00	185.00	195.00	1,640.00	120.00		120.00
TOTAL	3			450.00	420.00	370.00	312.00	1,640.00	166.00	3,192.00	

TOTAL NUMBER CONNECTION	6794	TOTAL WATER SALES	131,896.00	2,137,003.59

Prepared by:

Richie T. Liz
UCS Officer A

Approved By:

ENGR. RODOLFO A. JIMENEZ, JR.
General Manager

Republic of the Philippines
LIBMANAN WATER DISTRICT

ESTIMATED WATER SALES for the CY 2019

COMMODITY CHARGES

	ADD'L. CONN. NEW	No. of connection	Size 1/2"	Average Consumption	1st 10 cu.m. 120.00	11-20 cu.m. 14.00	21-30 cu.m. 14.80	31-40 cu.m. 15.60	41-Up cu.m. 16.40	Total Consumption	MARCH TOTAL	
RESIDENTIAL/GOVT	35	1896		5.90	227,492.99					11,179.00		11179
		2592		13.94	311,090.58	181,469.51				36,151.00		36151
		1183		24.78	141,975.09	165,837.60	87,551.30			29,319.00		29319
		517		28.22	62,090.10	72,438.45	76,577.78	40,358.56		14,603.00		14603
		371		76.13	44,551.24	51,976.45	54,946.53	57,916.62	219,966.40	28,263.00		28263
TOTAL		6560			787,200.00	471,522.00	219,075.62	98,275.18	219,966.40	119,515.00	1,796,039.20	

COMMERCIAL CHARGES	No. of connection	Size 1/2"	Average Consumption	1st 10 cu.m. 240.00	11-20 cu.m. 28.00	21-30 cu.m. 29.60	31-40 cu.m. 31.20	41-Up cu.m. 32.80	Total Consumption		
FULL COMMERCIAL - 200%	97		5.44	23,280.00					528.00		528
	45		11.78	10,800.00	5,300.00				530.00		530
	25		25.14	6,720.00	7,840.00	4,144.00			704.00		704
	29		8.28	6,960.00	8,120.00	8,584.00	4,524.00		240.00		240
	23		231.70	5,520.00	6,440.00	6,808.00	7,176.00	144,615.20	5,329.00		5329
TOTAL	222			53,280.00	28,700.00	19,536.00	11,700.00	144,615.20	7,331.00	257,831.20	

COMMERCIAL- 175%	No. of connection	Size 1/2"	Average Consumption	1st 10 cu.m. 210.00	11-20 cu.m. 24.50	21-30 cu.m. 25.90	31-40 cu.m. 27.30	41-Up cu.m. 28.70	Total Consumption		
	8		5.38	1,680.00					43.00		43.00
	3		7.67	630.00	441.00				23.00		23.00
	1		29.00	210.00	245.00	103.80			29.00		29.00
	2		129.50	420.00	490.00	518.00	327.60		259.00		259.00
	5		26.20	1,050.00	1,225.00	1,295.00	1,365.00	(1,980.30)	131.00		131.00
TOTAL	19			3,990.00	2,401.00	1,916.80	1,692.60	(1,980.30)	485.00	8,019.90	

COMMERCIAL- 150%	No. of connection	Size 1/2"	Average Consumption	1st 10 cu.m. 180.00	11-20 cu.m. 21.00	21-30 cu.m. 22.20	31-40 cu.m. 23.40	41-Up cu.m. 24.60	Total Consumption		
	9		4.33	1,620.00					39.00		39.00
	5		23.60	900.00	420.00				118.00		118.00
	2		27.00	360.00	420.00	222.00			54.00		54.00
	3		11.67	540.00	630.00	666.00	421.20		35.00		35.00
	6		61.17	1,080.00	1,260.00	1,332.00	1,404.00	3,124.20	367.00		367.00
TOTAL	25			4,500.00	2,730.00	2,220.00	1,825.20	3,124.20	613.00	14,399.40	

COMMERCIAL- 125%	No. of connection	Size 1/2"	Average Consumption	1st 10 cu.m. 150.00	11-20 cu.m. 17.50	21-30 cu.m. 18.50	31-40 cu.m. 19.50	41-Up cu.m. 20.50	Total Consumption		
	1		4.00	150.00					4.00		4.00
	0		0.00	-	-				-		4.00
	1		28.00	150.00	175.00	92.50			28.00		28.00
	0		0.00	-	-	-	-		-		-
	1		81.00	150.00	175.00	185.00	195.00	840.50	81.00		81.00
TOTAL	3			450.00	350.00	277.50	195.00	840.50	113.00	2,113.00	

TOTAL NUMBER CONNECTION	6829	TOTAL WATER SALES	128,057.00	2,076,402.70

Prepared by:

Richie T. [illegible]
UCS Officer A

Approved By:

ENGR. RODOLFO A. JIMENEZ, JR.
General Manager

Republic of the Philippines
LIBMANAN WATER DISTRICT

ESTIMATED WATER SALES for the CY 2019

COMMODITY CHARGES

	ADD'L. CONN. NEW	No. of connection	Size 1/2"	Average Consumption	1st 10 cu.m. 120.00	11-20 cu.m. 14.00	21-30 cu.m. 14.80	31-40 cu.m. 15.60	41-Up cu.m. 16.40	Total Consumption	APRIL TOTAL	
RESIDENTIAL/GOVT	50	1586		5.31	191,553.63					8,469.00		8469
		2705		13.11	324,618.22	189,361.21				35,457.00		35457
		1186		29.01	142,293.56	166,009.16	87,747.70			34,404.00		34404
		542		32.78	76,984.79	89,815.59	94,847.91	50,040.12		21,032.00		21032
		481		74.82	57,738.60	67,361.70	71,210.93	75,060.17	274,729.54	35,998.00		35998
TOTAL		6610			793,200.00	612,547.65	253,906.54	125,100.29	274,729.54	135,360.00	1,859,484.03	
COMMERCIAL CHARGES		No. of connection	Size 1/2"	Average Consumption	1st 10 cu.m. 240.00	11-20 cu.m. 28.00	21-30 cu.m. 29.60	31-40 cu.m. 31.20	41-Up cu.m. 32.80	Total Consumption		
FULL COMMERCIAL - 200%		98		4.86	23,520.00					476.00		476
		48		13.04	11,040.00	6,440.00				600.00		600
		28		21.39	6,720.00	7,840.00	4,144.00			599.00		599
		29		15.55	6,960.00	8,120.00	8,584.00	4,524.00		451.00		451
		23		262.43	5,520.00	6,440.00	6,808.00	7,176.00	167,804.80	6,036.00		6036
TOTAL		224			53,760.00	28,840.00	19,536.00	11,700.00	167,804.80	8,162.00	281,640.80	
		No. of connection	Size 1/2"	Average Consumption	1st 10 cu.m. 210.00	11-20 cu.m. 24.50	21-30 cu.m. 25.90	31-40 cu.m. 27.30	41-Up cu.m. 28.70	Total Consumption		
COMMERCIAL- 175%		9		3.67	1,890.00					33.00		33.00
		2		18.50	420.00	294.00				37.00		37.00
		1		56.00	210.00	245.00	103.60			56.00		56.00
		2		36.50	420.00	490.00	518.00	327.60		73.00		73.00
		5		68.80	1,050.00	1,225.00	1,295.00	1,365.00	4,132.80	344.00		344.00
TOTAL		19			3,990.00	2,254.00	1,916.60	1,692.60	4,132.80	543.00	13,986.00	
		No. of connection	Size 1/2"	Average Consumption	1st 10 cu.m. 180.00	11-20 cu.m. 21.00	21-30 cu.m. 22.20	31-40 cu.m. 23.40	41-Up cu.m. 24.60	Total Consumption		
COMMERCIAL- 150%		9		3.67	1,620.00					33.00		33.00
		5		22.80	900.00	420.00				114.00		114.00
		2		11.00	360.00	420.00	222.00			22.00		22.00
		3		23.67	540.00	630.00	666.00	421.20		71.00		71.00
		6		65.50	1,080.00	1,260.00	1,332.00	1,404.00	3,763.80	393.00		393.00
TOTAL		25			4,500.00	2,730.00	2,220.00	1,825.20	3,763.80	633.00	15,039.00	
		No. of connection	Size 1/2"	Average Consumption	1st 10 cu.m. 150.00	11-20 cu.m. 17.50	21-30 cu.m. 18.50	31-40 cu.m. 19.50	41-Up cu.m. 20.50	Total Consumption		
COMMERCIAL- 125%		1		2.00	150.00					2.00		2.00
		0		0.00	-	-				-		-
		1		23.00	150.00	175.00	92.50			23.00		23.00
		0		0.00	-	-	-	-		-		-
		1		76.00	150.00	175.00	185.00	195.00	738.00	76.00		76.00
TOTAL		3			450.00	350.00	277.50	195.00	738.00	101.00	2,010.50	
TOTAL NUMBER CONNECTION		6881					TOTAL WATER SALES			144,799.00	2,272,160.33	

Prepared by:

Ritchie T. Liz
UCS Officer A

Approved by:

ENGR. RODOLFO A. JIMENEZ, JR.
General Manager

Republic of the Philippines
LIBMANAN WATER DISTRICT

ESTIMATED WATER SALES for the CY 2019

COMMODITY CHARGES

	ADD'L. CONN. NEW	No. of connection	Size 1/2"	Average Consumption	1st 10 cu.m. 120.00	11-20 cu.m. 14.00	21-30 cu.m. 14.80	31-40 cu.m. 15.60	41-Up cu.m. 16.40	Total Consumption	MAY TOTAL	
RESIDENTIAL/GOVT	50	1426		5.64	171,101.05					8,042.00		8042
		2580		13.30	309,550.20	180,570.95				34,296.00		34296
		1243		28.85	149,118.87	173,972.01	91,956.64			35,850.00		35850
		808		28.89	96,927.26	113,081.81	119,543.63	63,002.72		23,335.00		23335
		604		65.07	72,502.62	84,585.39	89,419.90	94,253.41	248,418.33	39,315.00		39315
TOTAL		6660			799,200.00	552,211.16	300,920.18	157,256.13	248,418.33	140,838.00	2,058,005.79	

COMMERCIAL CHARGES		No. of connection	Size 1/2"	Average Consumption	1st 10 cu.m. 240.00	11-20 cu.m. 28.00	21-30 cu.m. 29.60	31-40 cu.m. 31.20	41-Up cu.m. 32.80	Total Consumption		
FULL COMMERCIAL - 200%		78		7.22	18,720.00					563.00		563
		46		10.96	11,040.00	6,440.00				504.00		504
		28		19.14	6,720.00	7,840.00	4,144.00			536.00		536
		29		13.76	6,960.00	8,120.00	5,584.00	4,524.00		399.00		399
		43		148.95	10,320.00	12,040.00	12,728.00	13,416.00	153,688.00	6,405.00		6405
TOTAL		224			53,760.00	34,440.00	25,456.00	17,940.00	153,688.00	8,407.00	285,264.00	

COMMERCIAL- 175%		No. of connection	Size 1/2"	Average Consumption	1st 10 cu.m. 210.00	11-20 cu.m. 24.50	21-30 cu.m. 25.90	31-40 cu.m. 27.30	41-Up cu.m. 28.70	Total Consumption		
		8		3.13	1,680.00					25.00		25.00
		2		35.00	420.00	294.00				70.00		70.00
		2		26.50	420.00	490.00	207.20			53.00		53.00
		2		18.50	420.00	490.00	518.00	327.60		37.00		37.00
		5		76.80	1,050.00	1,225.00	1,295.00	1,365.00	5,280.80	384.00		384.00
TOTAL		18			3,990.00	2,499.00	2,020.20	1,692.60	5,280.80	569.00	15,482.60	

COMMERCIAL- 150%		No. of connection	Size 1/2"	Average Consumption	1st 10 cu.m. 180.00	11-20 cu.m. 21.00	21-30 cu.m. 22.20	31-40 cu.m. 23.40	41-Up cu.m. 24.60	Total Consumption		
		9		5.00	1,620.00					45.00		45.00
		5		8.60	900.00	420.00				43.00		43.00
		2		62.00	360.00	420.00	222.00			124.00		124.00
		3		36.33	540.00	630.00	666.00	421.20		109.00		109.00
		6		45.33	1,080.00	1,260.00	1,332.00	1,404.00	787.20	272.00		272.00
TOTAL		25			4,500.00	2,730.00	2,220.00	1,825.20	787.20	593.00	12,062.40	

COMMERCIAL- 125%		No. of connection	Size 1/2"	Average Consumption	1st 10 cu.m. 150.00	11-20 cu.m. 17.50	21-30 cu.m. 18.50	31-40 cu.m. 19.50	41-Up cu.m. 20.50	Total Consumption		
		1		2.00	150.00					2.00		2.00
		0		0.00	-	-				-		-
		1		29.00	150.00	175.00	92.50			29.00		29.00
		0		0.00	-	-	-	-		-		-
		1		96.00	150.00	175.00	185.00	195.00	1,148.00	96.00		96.00
TOTAL		3			450.00	350.00	277.50	195.00	1,148.00	127.00	2,429.50	

TOTAL NUMBER CONNECTION	6931	TOTAL WATER SALES	150,534.00	2,373,235.29

Prepared by:

Richie T. Liz
W/CS Officer A

Approved By:

ENGR. RODOLFO A. JIMENEZ, JR.
General Manager

Republic of the Philippines
LIBMANAN WATER DISTRICT

ESTIMATED WATER SALES for the CY 2019

COMMODITY CHARGES

	ADD'L. CONN. NEW	No. of connection	Size 1/2"	Average Consumption	1st 10 cu.m. 120.00	11-20 cu.m. 14.00	21-30 cu.m. 14.80	31-40 cu.m. 15.60	41-Up cu.m. 16.40	Total Consumption	JUNE TOTAL	
RESIDENTIAL/GOVT	50	1286		5.53	154,291.36					7,108.00		7108
		2310		14.06	277,157.77	161,675.37				32,466.00		32466
		1631		23.63	195,762.00	228,386.00	120,719.90			38,551.00		38551
		760		33.47	91,183.88	106,381.19	112,460.12	59,269.52		25,431.00		25431
		723		55.73	86,804.89	101,272.48	107,059.49	112,846.49	305,236.65	47,547.00		47547
TOTAL		6710			805,200.00	597,716.04	340,239.50	172,116.01	305,236.65	151,103.00	2,220,510.40	

COMMERCIAL CHARGES	No. of connection	Size 1/2"	Average Consumption	1st 10 cu.m. 240.00	11-20 cu.m. 28.00	21-30 cu.m. 29.60	31-40 cu.m. 31.20	41-Up cu.m. 32.80	Total Consumption		
FULL COMMERCIAL - 200%	88		5.76	21,120.00					509.00		509
	40		14.70	9,600.00	5,600.00				588.00		588
	22		26.82	5,280.00	6,160.00	3,256.00			590.00		590
	29		14.62	6,960.00	8,120.00	8,584.00	4,524.00		424.00		424
	45		139.29	10,800.00	12,600.00	13,320.00	14,040.00	146,550.40	6,268.00		6268
TOTAL	224			53,760.00	32,480.00	25,160.00	18,564.00	146,550.40	8,379.00	276,514.40	

COMMERCIAL - 175%	No. of connection	Size 1/2"	Average Consumption	1st 10 cu.m. 210.00	11-20 cu.m. 24.50	21-30 cu.m. 25.90	31-40 cu.m. 27.30	41-Up cu.m. 28.70	Total Consumption		
	8		3.38	1,680.00					27.00		27.00
	3		26.67	630.00	441.00				80.00		80.00
	1		30.00	210.00	245.00	103.60			30.00		30.00
	2		51.50	420.00	490.00	518.00	327.60		103.00		103.00
	5		57.00	1,050.00	1,225.00	1,295.00	1,365.00	3,874.50	335.00		335.00
TOTAL	19			3,990.00	2,401.00	1,916.60	1,692.60	3,874.50	575.00	13,874.70	

COMMERCIAL - 150%	No. of connection	Size 1/2"	Average Consumption	1st 10 cu.m. 180.00	11-20 cu.m. 21.00	21-30 cu.m. 22.20	31-40 cu.m. 23.40	41-Up cu.m. 24.60	Total Consumption		
	9		5.11	1,620.00					46.00		46.00
	5		16.00	900.00	420.00				80.00		80.00
	2		33.50	360.00	420.00	222.00			67.00		67.00
	3		36.67	540.00	630.00	666.00	421.20		110.00		110.00
	6		50.67	1,060.00	1,260.00	1,332.00	1,404.00	1,574.40	304.00		304.00
TOTAL	25			4,500.00	2,730.00	2,220.00	1,825.20	1,574.40	607.00	12,849.60	

COMMERCIAL - 125%	No. of connection	Size 1/2"	Average Consumption	1st 10 cu.m. 150.00	11-20 cu.m. 17.50	21-30 cu.m. 18.50	31-40 cu.m. 19.50	41-Up cu.m. 20.50	Total Consumption		
	1		1.00	150.00					1.00		1.00
	0		0.00	-	-				-		-
	0		0.00	-	-	-			-		-
	1		31.00	150.00	175.00	185.00	117.00		31.00		31.00
	1		103.00	150.00	175.00	185.00	195.00	1,291.50	103.00		103.00
TOTAL	3			450.00	350.00	370.00	312.00	1,291.50	135.00	2,773.50	

TOTAL NUMBER CONNECTION	6981	TOTAL WATER SALES	160,799.00	2,526,522.60

Prepared by:

Richie T. Lit
UCS Officer A

Approved By:

ENGR. RODOLFO A. JIMENEZ, JR.
General Manager

Republic of the Philippines
LIBMANAN WATER DISTRICT

ESTIMATED WATER SALES for the CY 2019

COMMODITY CHARGES

	ADD'L. CONN. NEW	No. of connection	Size 1/2"	Average Consumption	1st 10 cu.m. 120.00	11-20 cu.m. 14.00	21-30 cu.m. 14.80	31-40 cu.m. 15.60	41-Up cu.m. 16.40	Total Consumption	JULY TOTAL	
RESIDENTIAL/GOVT	50	1350		5.97	162,059.36					8,063.00		8063
		2699		12.87	323,860.66	188,918.72				34,743.00		34743
		1415		25.79	169,801.05	198,101.22	104,710.65			36,487.00		36487
		651		34.71	78,062.03	91,072.37	96,276.51	50,740.32		22,561.00		22561
		645		62.69	77,416.89	90,319.71	95,480.83	100,641.96	240,052.88	40,443.00		40443
TOTAL		6760			811,200.00	568,412.02	296,467.99	151,382.28	240,052.88	142,317.00	2,067,515.15	

COMMERCIAL CHARGES	No. of connection	Size 1/2"	Average Consumption	1st 10 cu.m. 240.00	11-20 cu.m. 28.00	21-30 cu.m. 29.60	31-40 cu.m. 31.20	41-Up cu.m. 32.80	Total Consumption		
FULL COMMERCIAL - 200%	99		4.90	23,040.00					470.00		470
	38		15.24	9,120.00	5,320.00				579.00		579
	22		26.86	5,280.00	6,160.00	3,256.00			591.00		591
	14		33.57	3,360.00	3,920.00	4,144.00	2,184.00		470.00		470
	54		109.94	12,960.00	15,120.00	15,984.00	16,848.00	123,885.60	5,937.00		5937
TOTAL	224			53,760.00	30,520.00	23,384.00	19,032.00	123,885.60	8,047.00	250,581.60	

COMMERCIAL- 175%	No. of connection	Size 1/2"	Average Consumption	1st 10 cu.m. 210.00	11-20 cu.m. 24.50	21-30 cu.m. 25.90	31-40 cu.m. 27.30	41-Up cu.m. 28.70	Total Consumption		
	9		2.22	1,890.00					20.00		20.00
	2		43.00	420.00	294.00				85.00		85.00
	1		57.00	210.00	245.00	103.60			57.00		57.00
	2		53.00	420.00	490.00	518.00	327.60		106.00		106.00
	5		50.40	1,050.00	1,225.00	1,295.00	1,365.00	1,492.40	252.00		252.00
TOTAL	19			3,990.00	2,254.00	1,916.60	1,692.60	1,492.40	521.00	11,345.60	

COMMERCIAL- 150%	No. of connection	Size 1/2"	Average Consumption	1st 10 cu.m. 180.00	11-20 cu.m. 21.00	21-30 cu.m. 22.20	31-40 cu.m. 23.40	41-Up cu.m. 24.60	Total Consumption		
	9		5.56	1,620.00					50.00		50.00
	5		14.00	900.00	420.00				70.00		70.00
	2		50.00	360.00	420.00	222.00			100.00		100.00
	3		23.33	540.00	630.00	666.00	421.20		70.00		70.00
	6		46.00	1,080.00	1,260.00	1,332.00	1,404.00	885.60	276.00		276.00
TOTAL	25			4,500.00	2,730.00	2,220.00	1,825.20	885.60	566.00	12,160.80	

COMMERCIAL- 125%	No. of connection	Size 1/2"	Average Consumption	1st 10 cu.m. 150.00	11-20 cu.m. 17.50	21-30 cu.m. 18.50	31-40 cu.m. 19.50	41-Up cu.m. 20.50	Total Consumption		
	1		4.00	150.00					4.00		4.00
	0		0.00	-	-				-		-
	0		0.00	-	-	-			-		-
	1		39.00	150.00	175.00	185.00	117.00		39.00		39.00
	1		122.00	150.00	175.00	185.00	195.00	1,681.00	122.00		122.00
TOTAL	3			450.00	350.00	370.00	312.00	1,681.00	165.00	3,163.00	

TOTAL NUMBER CONNECTION	7031	TOTAL WATER SALES	151,616.00	2,344,766.15

Prepared by:

Ritchie T. Uz
UCS Officer A

Approved By:

ENGR. RODOLFO A. JIMENEZ, JR.
General Manager

Republic of the Philippines
LIBMANAN WATER DISTRICT

ESTIMATED WATER SALES for the CY 2019

COMMODITY CHARGES

	ADD'L. CONN. NEW	No. of connection	Size 1/2"	Average Consumption	1st 10 cu.m. 120.00	11-20 cu.m. 14.00	21-30 cu.m. 14.80	31-40 cu.m. 15.60	41-Up cu.m. 16.40	Total Consumption	AUGUST TOTAL	
RESIDENTIAL/GOVT	50	1391		5.63	166,878.39					7,827.00		7827
		2704		12.51	324,449.86	189,262.42				33,837.00		33837
		1418		25.24	170,109.97	198,461.63	104,901.15			35,782.00		35782
		652		37.99	78,204.05	91,238.06	96,451.65	50,832.63		24,760.00		24760
		646		76.32	77,557.73	90,484.02	95,654.54	100,825.06	385,013.32	49,329.00		49329
TOTAL		6810			817,200.00	569,446.12	297,007.35	151,657.69	385,013.32	151,535.00	2,220,324.47	

COMMERCIAL CHARGES		No. of connection	Size 1/2"	Average Consumption	1st 10 cu.m. 240.00	11-20 cu.m. 28.00	21-30 cu.m. 29.60	31-40 cu.m. 31.20	41-Up cu.m. 32.80	Total Consumption		
FULL COMMERCIAL - 200%		96		4.91	23,040.00					471.00		471
		38		17.42	9,120.00	5,320.00				662.00		662
		22		26.00	5,280.00	6,160.00	3,256.00			572.00		572
		14		20.21	3,360.00	3,920.00	4,144.00	2,184.00		283.00		283
		54		111.83	12,960.00	15,120.00	15,984.00	16,848.00	127,231.20	6,039.00		6039
TOTAL		224			53,760.00	30,520.00	23,384.00	19,032.00	127,231.20	8,027.00	253,927.20	

COMMERCIAL- 175%		No. of connection	Size 1/2"	Average Consumption	1st 10 cu.m. 210.00	11-20 cu.m. 24.50	21-30 cu.m. 25.90	31-40 cu.m. 27.30	41-Up cu.m. 28.70	Total Consumption		
		9		2.56	1,890.00					23.00		23.00
		2		43.00	420.00	294.00				86.00		86.00
		1		59.00	210.00	245.00	103.60			59.00		59.00
		2		16.00	420.00	490.00	518.00	327.60		32.00		32.00
		5		72.80	1,050.00	1,225.00	1,295.00	1,365.00	4,706.80	364.00		364.00
TOTAL		19			3,990.00	2,254.00	1,916.60	1,692.60	4,706.80	564.00	14,560.00	

COMMERCIAL- 150%		No. of connection	Size 1/2"	Average Consumption	1st 10 cu.m. 180.00	11-20 cu.m. 21.00	21-30 cu.m. 22.20	31-40 cu.m. 23.40	41-Up cu.m. 24.60	Total Consumption		
		9		5.00	1,620.00					45.00		45.00
		5		21.60	900.00	420.00				108.00		108.00
		2		38.00	360.00	420.00	222.00			76.00		76.00
		3		35.00	540.00	630.00	666.00	421.20		105.00		105.00
		6		44.33	1,080.00	1,260.00	1,332.00	1,404.00	639.60	266.00		266.00
TOTAL		25			4,500.00	2,730.00	2,220.00	1,825.20	639.60	600.00	11,914.80	

COMMERCIAL- 125%		No. of connection	Size 1/2"	Average Consumption	1st 10 cu.m. 150.00	11-20 cu.m. 17.50	21-30 cu.m. 18.50	31-40 cu.m. 19.50	41-Up cu.m. 20.50	Total Consumption		
		1		3.00	150.00					3.00		3.00
		0		0.00	-	-				-		-
		0		0.00	-	-	-			-		-
		0		0.00	-	-	-	-		-		-
		2		74.50	300.00	350.00	370.00	390.00	1,414.50	149.00		149.00
TOTAL		3			450.00	350.00	370.00	390.00	1,414.50	152.00	2,974.50	

TOTAL NUMBER CONNECTION	7081	TOTAL WATER SALES	160,878.00	2,503,700.97

Prepared by:

Ritchie T. Liz
D/CS Officer A

Approved By:

ENGR. RODOLFO A. JIMENEZ, JR.
General Manager

Republic of the Philippines
LIBMANAN WATER DISTRICT

ESTIMATED WATER SALES for the CY 2019

COMMODITY CHARGES

	ADD'L. CONN. NEW	No. of connection	Size 1/2"	Average Consumption	1st 10 cu.m. 120.00	11-20 cu.m. 14.00	21-30 cu.m. 14.80	31-40 cu.m. 15.60	41-Up cu.m. 16.40	Total Consumption	SEPTEMBER TOTAL	
RESIDENTIAL/GOVT	50	1463		5.47	175,595.28					8,009.00		8009
		2604		13.60	312,471.54	182,275.07				35,415.00		35,415
		1528		23.81	183,364.98	213,925.81	113,075.07			36,388.00		36388
		658		35.22	78,991.66	92,157.31	97,423.44	51,344.79		23,183.00		23183
		606		73.53	72,776.22	84,905.58	88,757.33	94,509.08	333,481.89	44,593.00		44593
TOTAL		6860			823,200.00	573,263.77	300,255.84	145,853.87	333,481.89	147,588.00	2,176,155.37	

COMMERCIAL CHARGES		No. of connection	Size 1/2"	Average Consumption	1st 10 cu.m. 240.00	11-20 cu.m. 28.00	21-30 cu.m. 29.60	31-40 cu.m. 31.20	41-Up cu.m. 32.80	Total Consumption		
FULL COMMERCIAL - 200%		94		5.57	22,560.00					524.00		524
		38		16.58	9,120.00	5,320.00				630.00		630
		22		25.95	5,280.00	6,160.00	3,256.00			571.00		571
		18		17.13	3,840.00	4,480.00	4,736.00	2,496.00		274.00		274
		54		105.74	12,960.00	15,120.00	15,984.00	16,848.00	115,440.00	5,710.00		5710
TOTAL		224			53,760.00	31,080.00	23,976.00	19,344.00	115,440.00	7,709.00	244,600.00	

COMMERCIAL- 175%		No. of connection	Size 1/2"	Average Consumption	1st 10 cu.m. 210.00	11-20 cu.m. 24.50	21-30 cu.m. 25.90	31-40 cu.m. 27.30	41-Up cu.m. 28.70	Total Consumption		
		9		4.00	1,890.00					36.00		36.00
		2		26.00	420.00	294.00				52.00		52.00
		1		72.00	210.00	245.00	103.80			72.00		72.00
		2		38.50	420.00	490.00	518.00	327.60		77.00		77.00
		5		56.40	1,050.00	1,225.00	1,295.00	1,365.00	2,353.40	282.00		282.00
TOTAL		19			3,990.00	2,254.00	1,916.80	1,692.60	2,353.40	519.00	12,206.60	

COMMERCIAL- 150%		No. of connection	Size 1/2"	Average Consumption	1st 10 cu.m. 180.00	11-20 cu.m. 21.00	21-30 cu.m. 22.20	31-40 cu.m. 23.40	41-Up cu.m. 24.60	Total Consumption		
		9		4.56	1,620.00					41.00		41.00
		5		12.00	900.00	420.00				60.00		60.00
		2		58.50	360.00	420.00	222.00			117.00		117.00
		3		35.33	540.00	630.00	666.00	421.20		106.00		106.00
		6		46.33	1,080.00	1,260.00	1,332.00	1,404.00	934.80	278.00		278.00
TOTAL		25			4,500.00	2,730.00	2,220.00	1,825.20	934.80	602.00	12,210.00	

COMMERCIAL- 125%		No. of connection	Size 1/2"	Average Consumption	1st 10 cu.m. 150.00	11-20 cu.m. 17.50	21-30 cu.m. 18.50	31-40 cu.m. 19.50	41-Up cu.m. 20.50	Total Consumption		
		1		3.00	150.00					3.00		3.00
		0		0.00	-	-				-		-
		1		30.00	150.00	175.00	92.50			30.00		30.00
		0		0.00	-	-	-	-		-		
		1		89.00	150.00	175.00	185.00	195.00	1,004.50	89.00		89.00
TOTAL		3			450.00	350.00	277.50	195.00	1,004.50	122.00	2,277.00	

TOTAL NUMBER CONNECTION		7131					TOTAL WATER SALES			156,540.00	2,447,448.97	

Prepared by:

Richie T. Liz
U/CS Officer A

Approved By:

ENGR. RODOLFO A. JIMENEZ, JR.
General Manager

Republic of the Philippines
LIBMANAN WATER DISTRICT

ESTIMATED WATER SALES for the CY 2019

COMMODITY CHARGES

	ADD'L. CONN. NEW	No. of connection	Size 1/2"	Average Consumption	1st 10 cu.m. 120.00	11-20 cu.m. 14.00	21-30 cu.m. 14.80	31-40 cu.m. 15.60	41-Up cu.m. 16.40	Total Consumption	OCTOBER TOTAL	
RESIDENTIAL/GOVT	50	1606		5.57	192,722.44					8,941.00		8941
		2615		13.69	313,758.37	183,025.72				35,804.00		35804
		1478		24.22	177,398.15	206,964.51	109,395.53			35,812.00		35812
		660		32.97	79,218.79	92,421.83	97,703.18	51,492.22		21,766.00		21766
		551		58.61	66,102.24	77,118.28	81,526.10	85,932.91	256,479.09	37,795.00		37795
TOTAL		6910			829,200.00	559,531.43	288,624.80	137,425.13	256,479.09	140,118.00	2,073,260.45	

COMMERCIAL CHARGES	No. of connection	Size 1/2"	Average Consumption	1st 10 cu.m. 240.00	11-20 cu.m. 28.00	21-30 cu.m. 29.60	31-40 cu.m. 31.20	41-Up cu.m. 32.80	Total Consumption		
FULL COMMERCIAL - 200%	97		5.54	23,280.00					537.00		537
	43		13.98	10,320.00	6,020.00				601.00		601
	23		28.78	5,520.00	6,440.00	3,404.00			662.00		662
	21		12.00	5,040.00	5,880.00	6,216.00	3,276.00		252.00		252
	48		115.77	11,520.00	13,440.00	14,208.00	14,976.00	119,293.60	5,557.00		5557
TOTAL	232			55,680.00	31,780.00	23,828.00	18,252.00	119,293.60	7,609.00	248,833.60	

COMMERCIAL- 175%	No. of connection	Size 1/2"	Average Consumption	1st 10 cu.m. 210.00	11-20 cu.m. 24.50	21-30 cu.m. 25.90	31-40 cu.m. 27.30	41-Up cu.m. 28.70	Total Consumption		
	9		2.89	1,890.00					26.00		26.00
	2		26.00	420.00	294.00				52.00		52.00
	1		93.00	210.00	245.00	103.60			93.00		93.00
	2		37.00	420.00	490.00	518.00	327.60		74.00		74.00
	5		57.40	1,050.00	1,225.00	1,295.00	1,365.00	2,496.90	287.00		287.00
TOTAL	18			3,990.00	2,254.00	1,916.60	1,692.60	2,496.90	532.00	12,350.10	

COMMERCIAL- 150%	No. of connection	Size 1/2"	Average Consumption	1st 10 cu.m. 180.00	11-20 cu.m. 21.00	21-30 cu.m. 22.20	31-40 cu.m. 23.40	41-Up cu.m. 24.60	Total Consumption		
	9		3.33	1,620.00					30.00		30.00
	5		21.80	900.00	420.00				109.00		109.00
	2		23.50	360.00	420.00	222.00			47.00		47.00
	3		20.67	540.00	630.00	666.00	421.20		62.00		62.00
	6		40.33	1,080.00	1,260.00	1,332.00	1,404.00	49.20	242.00		242.00
TOTAL	25			4,500.00	2,730.00	2,220.00	1,825.20	49.20	490.00	11,324.40	

COMMERCIAL- 125%	No. of connection	Size 1/2"	Average Consumption	1st 10 cu.m. 150.00	11-20 cu.m. 17.50	21-30 cu.m. 18.50	31-40 cu.m. 19.50	41-Up cu.m. 20.50	Total Consumption		
	1		2.00	150.00					2.00		2.00
	0		0.00	-	-				-		-
	1		27.00	150.00	175.00	92.50			27.00		27.00
	1		31.00	150.00	175.00	185.00	117.00		31.00		31.00
	0		0.00	-	-	-	-	-	-		-
TOTAL	3			450.00	350.00	277.50	117.00	-	60.00	1,194.50	

TOTAL NUMBER CONNECTION	7189	TOTAL WATER SALES	148,809.00	2,346,963.05

Prepared by:

Richie T. Liz
I/CS Officer A

Approved By:

ENGR. RODOLFO A. JIMENEZ, JR.
General Manager

Republic of the Philippines
LIBMANAN WATER DISTRICT

ESTIMATED WATER SALES for the CY 2019

COMMODITY CHARGES

	ADD'L. CONN. NEW	No. of connection	Size 1/2"	Average Consumption	1st 10 cu.m. 120.00	11-20 cu.m. 14.00	21-30 cu.m. 14.80	31-40 cu.m. 15.60	41-Up cu.m. 16.40	Total Consumption	NOVEMBER TOTAL	
RESIDENTIAL/GOVT	50	1595		5.06	191,367.48					8,063.00		8063
		2619		13.26	314,305.79	183,345.05				34,743.00		34743
		1481		24.64	177,707.66	207,325.61	109,586.39			36,487.00		36487
		653		34.60	78,316.26	91,368.97	96,590.06	50,805.57		22,581.00		22581
		513		66.03	73,502.80	85,753.27	90,653.45	95,553.64	261,449.87	40,443.00		40443
TOTAL		6860			835,200.00	567,792.90	296,829.91	146,459.21	261,449.87	142,317.00	2,107,731.89	

COMMERCIAL CHARGES		No. of connection	Size 1/2"	Average Consumption	1st 10 cu.m. 240.00	11-20 cu.m. 28.00	21-30 cu.m. 29.60	31-40 cu.m. 31.20	41-Up cu.m. 32.80	Total Consumption		
FULL COMMERCIAL - 200%		95		4.74	22,800.00					450.00		450
		47		12.62	11,280.00	6,580.00				593.00		593
		26		23.23	6,240.00	7,280.00	3,848.00			604.00		604
		19		35.21	4,560.00	5,320.00	5,624.00	2,964.00		668.00		668
		42		126.76	10,080.00	11,760.00	12,432.00	13,104.00	119,523.20	5,324.00		5324
TOTAL		229			54,960.00	30,940.00	21,904.00	16,068.00	119,523.20	7,640.00	243,395.20	

COMMERCIAL- 175%		No. of connection	Size 1/2"	Average Consumption	1st 10 cu.m. 210.00	11-20 cu.m. 24.50	21-30 cu.m. 25.90	31-40 cu.m. 27.30	41-Up cu.m. 28.70	Total Consumption		
		9		2.11	1,890.00					19.00		19.00
		3		18.67	630.00	441.00				56.00		56.00
		1		22.00	210.00	245.00	103.60			22.00		22.00
		1		39.00	210.00	245.00	259.00	163.80		39.00		39.00
		5		70.80	1,050.00	1,225.00	1,295.00	1,365.00	4,419.80	354.00		354.00
TOTAL		19			3,990.00	2,156.00	1,657.60	1,528.80	4,419.80	490.00	13,752.20	

COMMERCIAL- 150%		No. of connection	Size 1/2"	Average Consumption	1st 10 cu.m. 180.00	11-20 cu.m. 21.00	21-30 cu.m. 22.20	31-40 cu.m. 23.40	41-Up cu.m. 24.60	Total Consumption		
		9		1.89	1,620.00					17.00		17.00
		5		19.00	900.00	420.00				95.00		95.00
		2		21.00	360.00	420.00	222.00			42.00		42.00
		3		48.00	540.00	630.00	666.00	421.20		144.00		144.00
		6		61.00	1,080.00	1,260.00	1,332.00	1,404.00	3,099.60	366.00		366.00
TOTAL		25			4,500.00	2,730.00	2,220.00	1,825.20	3,099.60	664.00	14,374.80	

COMMERCIAL- 125%		No. of connection	Size 1/2"	Average Consumption	1st 10 cu.m. 150.00	11-20 cu.m. 17.50	21-30 cu.m. 18.50	31-40 cu.m. 19.50	41-Up cu.m. 20.50	Total Consumption		
		0		0.00	-					-		
		1		12.00	150.00	70.00				12.00		12.00
		0		0.00	-	-	-			-		-
		4		36.00	600.00	700.00	740.00	468.00		144.00		144.00
		1		366.00	150.00	175.00	185.00	195.00	6,583.00	366.00		366.00
TOTAL		6			900.00	945.00	925.00	663.00	6,583.00	522.00	10,116.00	

TOTAL NUMBER CONNECTION		7239					TOTAL WATER SALES			151,633.00	2,389,370.09	

Prepared by:

Rachie T. Liz
W/CS Officer A

Approved By:

ENGR. RODOLFO A. JIMENEZ, JR.
General Manager

Republic of the Philippines
LIBMANAN WATER DISTRICT

ESTIMATED WATER SALES for the CY 2019

	ADD'L. CONN. NEW	No. of connection	Size 1/2"	Average Consumption	1st 10 cu.m. 120.00	11-20 cu.m. 14.00	21-30 cu.m. 14.80	31-40 cu.m. 15.60	41-Up cu.m. 16.40	Total Consumption	NOVEMBER TOTAL	
					COMMODITY CHARGES							
RESIDENTIAL/GOVT	50	1766		6.91	211,896.39					12,200.00		12200
		2600		13.57	335,856.73	195,975.93				38,000.00		38000
		1354		24.19	163,678.88	100,956.70	100,935.31			33,000.00		33000
		554		37.56	66,461.97	77,538.96	81,969.76	43,200.28		20,800.00		20800
		527		52.02	63,204.03	73,738.03	77,951.63	82,165.24	103,844.65	27,400.00		27400
TOTAL		7010			841,200.00	638,211.62	280,856.71	125,365.52	103,844.65	131,400.00	1,869,478.49	
COMMERCIAL CHARGES		No. of connection	Size 1/2"	Average Consumption	1st 10 cu.m. 240.00	11-20 cu.m. 28.00	21-30 cu.m. 29.60	31-40 cu.m. 31.20	41-Up cu.m. 32.80	Total Consumption		
FULL COMMERCIAL - 200%		112		5.89	26,880.00					660.00		660
		31		14.84	7,440.00	4,340.00				460.00		460
		27		22.59	6,480.00	7,560.00	3,996.00			610.00		610
		22		27.50	5,280.00	6,160.00	6,512.00	3,432.00		605.00		605
		40		106.25	9,600.00	11,200.00	11,840.00	12,480.00	65,920.00	4,250.00		4250
TOTAL		232			55,680.00	29,260.00	22,348.00	15,912.00	65,920.00	6,585.00	210,120.00	
		No. of connection	Size 1/2"	Average Consumption	1st 10 cu.m. 210.00	11-20 cu.m. 24.50	21-30 cu.m. 25.90	31-40 cu.m. 27.30	41-Up cu.m. 28.70	Total Consumption		
COMMERCIAL- 175%		9		0.67	1,890.00					6.00		6.00
		3		13.33	630.00	441.00				40.00		40.00
		0		0.00	-	-	-			-		-
		2		35.00	420.00	490.00	518.00	327.60		70.00		70.00
		5		46.00	1,050.00	1,225.00	1,295.00	1,365.00	861.00	230.00		230.00
TOTAL		19			3,990.00	2,156.00	1,813.00	1,692.60	861.00	346.00	10,512.60	
		No. of connection	Size 1/2"	Average Consumption	1st 10 cu.m. 180.00	11-20 cu.m. 21.00	21-30 cu.m. 22.20	31-40 cu.m. 23.40	41-Up cu.m. 24.60	Total Consumption		
COMMERCIAL- 150%		9		5.00	1,620.00					45.00		45.00
		5		15.40	900.00	420.00				77.00		77.00
		2		24.50	360.00	420.00	222.00			49.00		49.00
		3		34.33	540.00	630.00	666.00	421.20		103.00		103.00
		6		48.00	1,080.00	1,260.00	1,332.00	1,404.00	1,180.80	288.00		288.00
TOTAL		25			4,500.00	2,730.00	2,220.00	1,825.20	1,180.80	562.00	12,456.00	
		No. of connection	Size 1/2"	Average Consumption	1st 10 cu.m. 150.00	11-20 cu.m. 17.50	21-30 cu.m. 18.50	31-40 cu.m. 19.50	41-Up cu.m. 20.50	Total Consumption		
COMMERCIAL- 125%		0		0.00	-					-		
		1		12.00	150.00	70.00				12.00		12.00
		0		0.00	-	-	-			-		-
		0		0.00	-	-	-	-		-		-
		1		42.00	150.00	175.00	185.00	195.00	41.00	42.00		42.00
TOTAL		2			300.00	245.00	185.00	195.00	41.00	54.00	966.00	
TOTAL NUMBER CONNECTION		7288					TOTAL WATER SALES			138,947.00	2,103,533.09	

Prepared by:

Richie T. Liz
UCS Officer A

Approved By:

ENGR. RODOLFO A. JIMENEZ, JR.
General Manager

Revenues

WATER SALES SUMMARY BY SERVICE CLASS

	Accounts	Fiscal Year 2019 Sales Budget Units		Amount	Average Rate
Residential/Gov't.	7,010	1,654,016	Php	24,300,039.74	14.69
Commercial / Industrial	232	92,913		3,052,308.80	32.85
Commercial A	19	5,982		146,340.60	24.46
Commercial B	25	7,260		158,106.60	21.78
Commercial C	2	1,847		35,212.00	19.06
Bulksales					
Total	7,288	1,762,018	Php	27,692,007.74	15.72

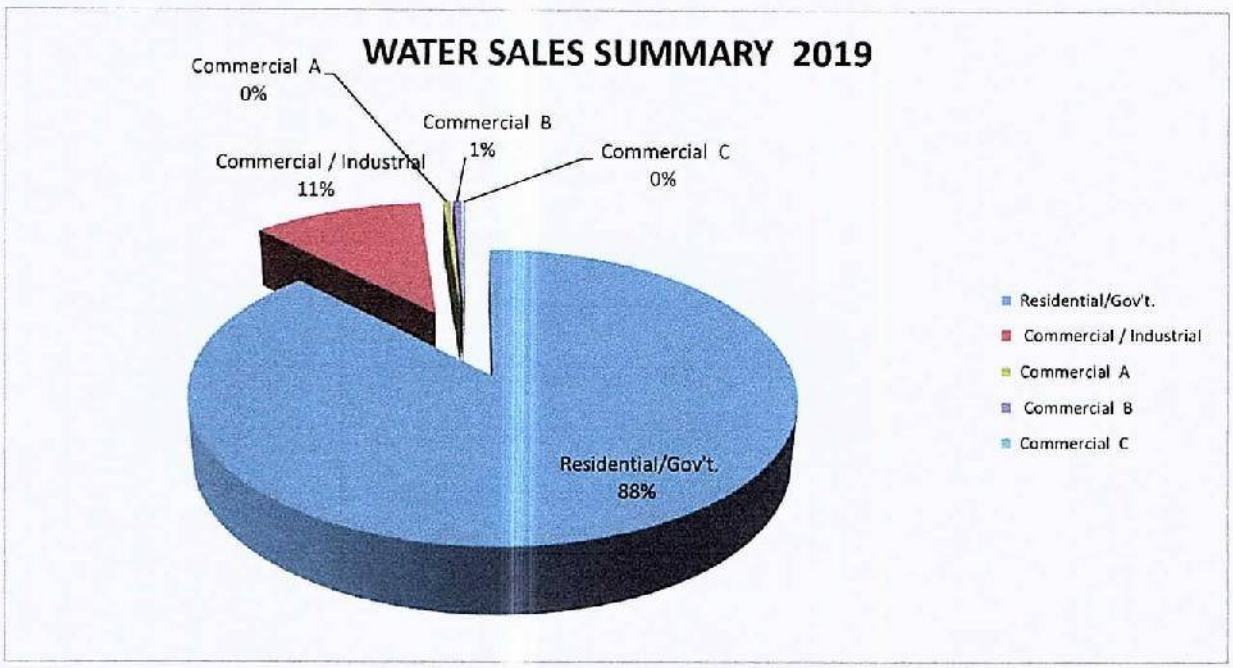

Prepared By:

Ritchie T. Liz
UCS Officer A

Approved By:

Engr. Rodolfo A. Jimenez, Jr.
General Manager

UNIT SALES HISTORY BY CUSTOMER CLASS

	Actual												ESTIMATE	
	FY 2006	FY 2007	FY 2008	FY 2009	FY 2010	FY 2011	FY 2012	FY 2013	FY 2014	FY 2015	FY 2016	FY 2017	FY 2018	FY 2019
Residential/G	305,766	519,799	690,537	695,089	791,618	856,559	954,770	1,087,972	1,209,844	1,289,087	1,301,256	1,500,407	1,589,377	1,654,016
Commercial / Ir	14,619	51,270	53,618	44,824	54,770	58,511	60,719	63,113	66,231	72,600	72,554	85,949	85,013	92,913
Commercial A			624	818	1,674	1,242	1,008	1,117	2,298	2,404	3,634	4,866	4,152	5,982
Commercial B			2,413	2,055	4,288	3,994	3,659	3,804	2,928	2,857	5,080	6,976	6,744	7,260
Commercial C											27	466	648	1,847
Bulksales														
Total	320,385	571,069	747,192	742,786	852,350	920,306	1,020,156	1,156,006	1,281,301	1,366,948	1,382,551	1,598,664	1,685,934	1,762,018

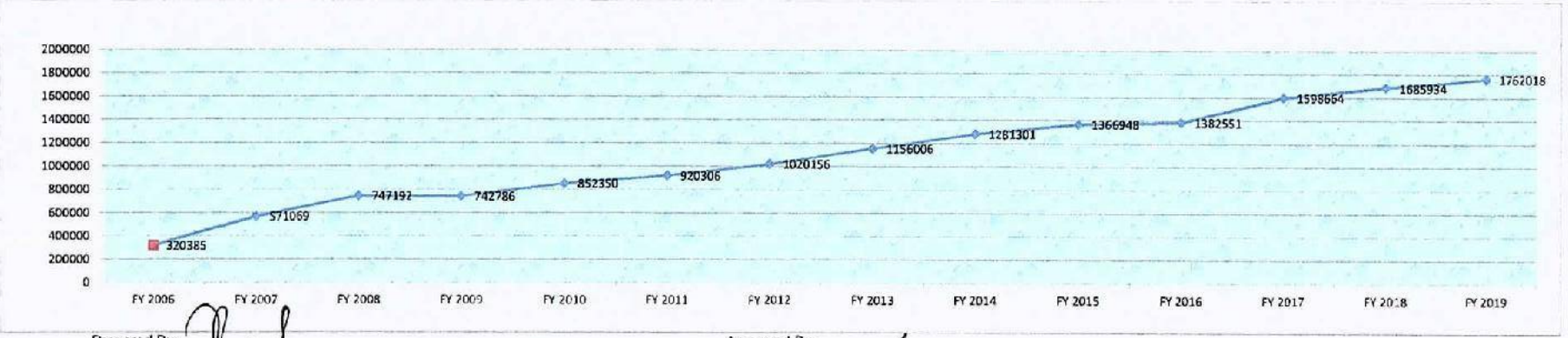

Prepared By:

Ritchie T. Liz
UCS Officer A

Approved By:

Engr. Rodolfo A. Jimenez, Jr.
General Manager

RENT INCOME

DETAILS OF INCOME	FY 2019 SERVICE CONNECTION GROWTH	Fiscal Year 2019 Sales Budget CURRENT RATE	AMOUNT
Water Meter Service and Maint. Fee	555	1,160.00	Php 643,800.00
TOTAL			Php 643,800.00

OTHER BUSINESS INCOME

DETAILS OF INCOME	ESTIMATED QUANTITY	Fiscal Year 2019 Sales Budget CURRENT RATE	AMOUNT
New Service Connection Fee	555	440.00	Php 244,200.00
Relocation Fee	30	670.00	20,100.00
10% Mark-up Fee for Materials Sold	850,000	10%	85,000.00
Boring Fee			
a. ordinary	50	800.00	40,000.00
b. hard	10	1,500.00	15,000.00
Manual Concrete Breaking & Restoration Fee			
a. ordinary	30	270.00	8,100.00
b. across the road	2	610.00	1,220.00
Cutting Fee			
a. ordinary	2	160.00	320.00
b. across the road	2	450.00	900.00
Reconnection Fee			
a. voluntary disconnection	50	160.00	8,000.00
b. after 24 hours	20	50.00	1,000.00
c. after 48 hours	15	150.00	2,250.00
d. after 72 hours	135	300.00	40,500.00
TOTAL			Php 466,590.00

Prepared By:

Ritchie T. Luz
UCS Officer A

Approved By:

Engr. Rodolfo A. Jimenez, Jr.
General Manager

Department Budget

OFFICE OF THE BOARD OF DIRECTORS

Account Name	FY 2018 Budget	FY 2018 Estimated	FY 2019 Budget	FY2019 Change	% Change
Maint.& Other Operating Expenses	600,569.05	199,259.53	623,760.00	424,500.47	213%
Traveling Expenses - Local	8,000.00	12,894.68	8,500.00	(4,394.68)	-34%
Training Expenses	97,360.00	-	123,500.00	123,500.00	
Supplies and Materials Expense					
Office Supplies	2,609.05				
Communication Expenses					
Telephone Expenses - Mobile	48,000.00	40,145.45	48,000.00	7,854.55	20%
Representation Expenses	60,840.00	23,443.04	60,000.00	36,556.96	156%
Professional Expenses					
Board Mem.Allowance & other Benefit	383,760.00	122,776.36	383,760.00	260,983.64	213%
Total	Php 600,569.05	Php 199,259.53	Php 623,760.00	Php 424,500.47	213%

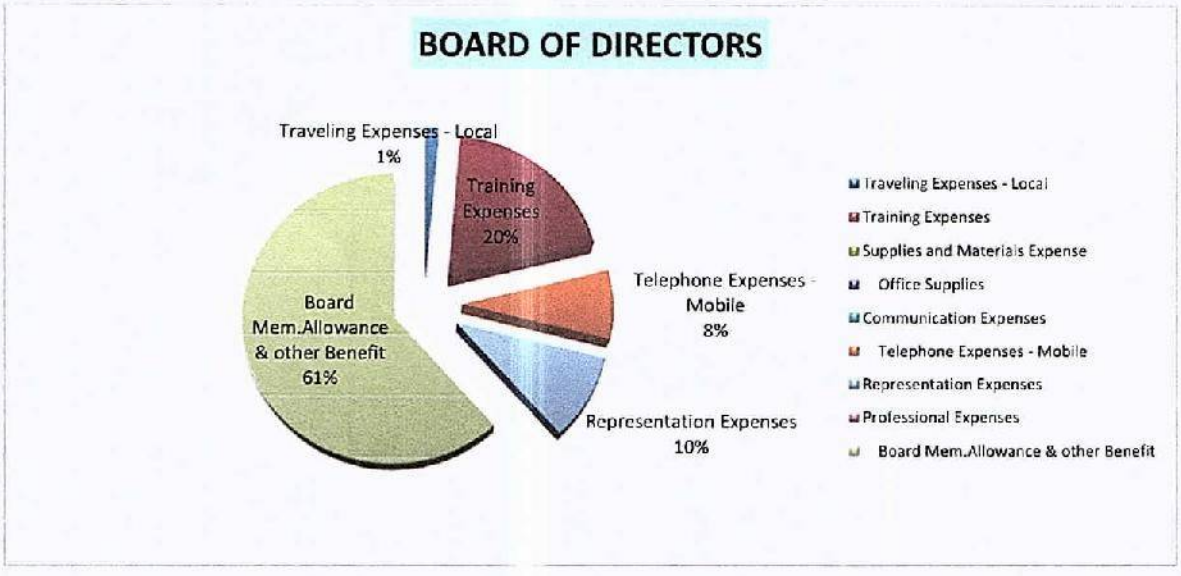

Requested by:

Kristine Kay T. Balingbing
Utilities/CSA

Approved By:

Engr. Rodolfo A. Jimenez, Jr.
General Manager

OFFICE OF THE GENERAL MANAGER

Account Name	FY 2018 Budget	FY 2018 Estimated	FY 2019 Budget	FY2019 Change	% Change
Personal Services Expenses	**1,756,221.92**	**1,695,454.76**	**2,038,668.20**	**343,213.44**	**20%**
Salaries Wages-Regular	1,121,856.00	1,121,856.00	1,331,760.00	209,904.00	19%
PERA	24,000.00	24,000.00	24,000.00	-	0%
Representation Allowance (RA)	102,000.00	102,000.00	102,000.00	-	0%
Transportation Allowance (TA)	102,000.00	102,000.00	102,000.00	-	0%
Clothing/Uniform Allowance	5,000.00	5,000.00	6,000.00	1,000.00	20%
Other Bonuses and Allowances	159,255.20	98,488.00	188,117.00	89,629.00	91%
Cash Gift	5,000.00	5,000.00	5,000.00	-	0%
Year End Bonus	93,488.00	93,488.00	110,980.00	17,492.00	19%
Life and Ret. Insurance Cont.	134,622.72	134,622.76	159,811.20	25,188.44	19%
PAG-IBIG Contributions	1,200.00	1,200.00	1,200.00	-	0%
PHILHEALTH Contributions	6,600.00	6,600.00	6,600.00	-	0%
EC Contributions	1,200.00	1,200.00	1,200.00	-	0%
Maint. & Other Operating Expenses	**131,700.00**	**77,793.79**	**171,060.00**	**93,266.21**	**120%**
Traveling Expenses - Local	10,000.00	10,613.15	10,000.00	(613.15)	-6%
Training Expenses	50,860.00	33,939.27	90,220.00	56,280.73	166%
Supplies and Materials Expenses					
Office Supplies Expenses	3,000.00	140.18	3,000.00	2,859.82	2040%
Other Supplies & materials Expense	21,000.00	8,302.36	21,000.00	12,697.64	153%
Communication Expenses					
Telephone Expenses - Mobile	14,400.00	13,090.91	14,400.00	1,309.09	10%
Postage & Courier	1,440.00	1,527.27	1,440.00	(87.27)	-6%
Representation Expenses	5,000.00	10,180.64	5,000.00	(5,180.64)	-51%
Donations	25,000.00	-	25,000.00	25,000.00	
Repairs & Maintenance Expenses	**5,000.00**	**-**	**5,000.00**	**5,000.00**	
Repairs & Maint. -Office Equipment	5,000.00	-	5,000.00	5,000.00	
Other Maintenance & Operating Expense	**51,040.00**	**39,689.04**	**51,040.00**	**11,350.96**	**29%**
Other MOOE	51,040.00	39,689.04	51,040.00	11,350.96	29%
Total	**Php 1,943,961.92**	**Php 1,812,937.59**	**Php 2,265,768.20**	**Php 452,830.61**	**25%**

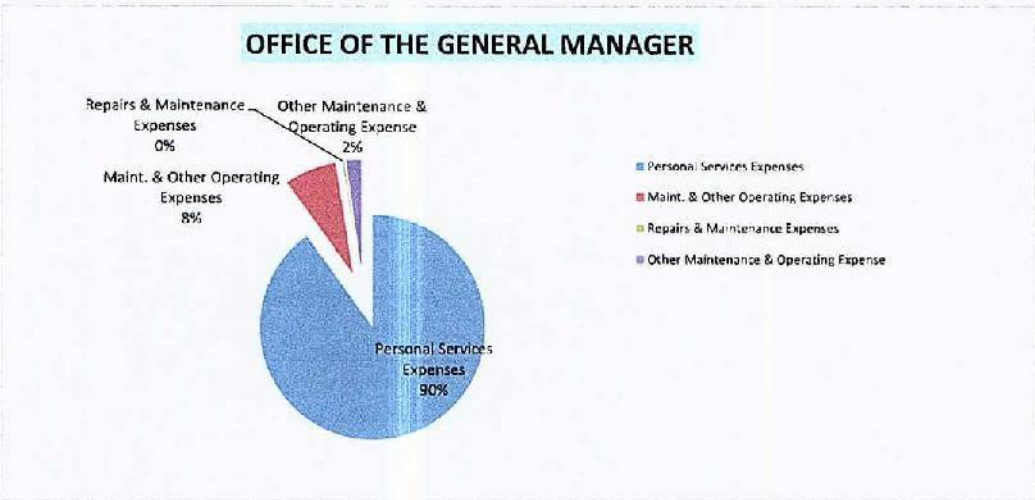

Requested by:

ENGR. RODOLFO A. JIMENEZ, JR.
General Manager

Approved By:

ENGR. RODOLFO A. JIMENEZ, JR.
General Manager

ADMINISTRATIVE AND GENERAL SERVICES DIVISION

Account Name	FY 2018 Budget	FY 2018 Estimated	FY 2019 Budget	FY 2019 Change	% Change
GENERAL SERVICES SECTION					
Personal Services Expenses	1,001,821.05	815,917.15	1,457,744.05	641,826.90	79%
Salaries Wages-Regular	458,032.00	439,090.91	950,940.00	511,849.09	117%
Salaries Wages-Casual	126,120.00	87,847.64	-	(87,847.64)	-100%
PERA	88,000.00	74,181.82	95,000.00	21,818.18	28%
Clothing/Uniform Allowance	20,000.00	20,000.00	24,000.00	4,000.00	20%
Other Bonuses and Allowances	111,133.00	60,066.00	150,754.25	90,688.25	151%
Cash Gift	20,000.00	62,292.17	20,000.00	(42,292.17)	-68%
Year End Bonus	56,242.00	15,000.00	79,245.00	64,245.00	428%
Life and Ret. Insurance Cont	73,725.44	44,066.00	114,112.80	70,046.80	159%
PAG-IBIG Contributions	4,500.00	3,709.00	4,800.00	1,090.01	29%
PHILHEALTH Contributions	8,628.62	6,063.73	13,092.00	7,028.27	116%
EC Contributions	4,400.00	3,599.79	4,800.00	1,200.21	33%
Other Personnel Benefits	-				
Maint. & Other Operating Expenses	1,377,823.70	1,044,953.96	1,650,992.00	605,948.04	58%
Traveling Expenses - Local	27,650.00	32,106.67	88,466.00	56,359.33	176%
Training Expenses	391,771.60	221,935.45	346,631.60	124,696.15	56%
Supplies and Materials Expenses					
Office Supplies Expenses	51,857.48	63,117.93	94,655.00	31,537.07	50%
Accountable Forms Expense	3,000.00	90.82	3,000.00	2,909.18	3203%
Other Supplies Expense	21,254.00	10,470.15	74,440.00	63,969.85	611%
Fuel, Oil & Lubricants Expense	3,000.00	1,040.91	19,600.00	18,559.09	1801%
Semi-Expendable F&F Expense			4,500.00		
Electricity Expenses	227,437.21	218,017.92	250,000.00	31,982.08	15%
Communication Expenses				-	
Postage and Deliveries	3,720.00	2,693.45	7,840.00	5,146.55	191%
Telephone Expenses - Landline	21,426.01	21,167.07	25,000.00	3,832.93	18%
Cable, Satellite, Tel. & Radio Exp		-			
Awards and Indemnities	5,000.00	5,000.00	5,000.00	-	0%
Printing, Binding & Rep. Expenses	-	-	78,300.00	78,300.00	
Rent Expense					
Representation Expenses			10,250.00		
Transportation & Delivery Expense	5,000.00	389.45		(389.45)	-100%
Professional Expenses					
Legal Services	8,600.00	4,036.36	5,000.00	963.64	24%
General Services	155,750.00	149,588.73	217,296.00	67,707.27	45%
Security Services	188,000.00	176,516.52	188,000.00	11,483.48	7%
Other Professional Services	5,000.00	2,000.00	5,000.00	3,000.00	150%
Repairs & Maintenance Expenses					
Repairs & Maint. -Office Buildings	20,211.40	13,804.36	23,541.40	9,737.04	71%
Repairs & Maint. -Office Equipment	20,400.00	2,585.64	70,800.00	67,814.36	2271%
Repairs & Maint.-Furniture & Fixtures	2,000.00	-	2,000.00	2,000.00	
Repairs & Maint - Transportation Equipment			2,000.00	2,000.00	
Miscellaneous Expenses					
Taxes, Insurance Prem & other Fees					
Insurance Expenses	58,000.00	33,916.52	93,000.00	59,083.48	174%
Taxes, Duties and Licenses	31,384.00	21,339.67	35,582.00	14,242.33	67%
Other Maintenance & Operating Expense					
Job Order	117,312.00	64,746.34		(64,746.34)	-100%
Total	Php 2,379,625.05	Php 1,860,871.12	Php 3,108,546.05	1,247,774.93	67%
TOTAL CAPEX			Php 8,454,707.00		
Construction Materials Inventory			Php 4,500,647.00		
Direct Purchase			Php 1,102,705.00		
Charge to Water Bill			Php 515,301.00		
New Service Connection			Php 2,882,641.00		
CAPEX			1,954,060.00		
ICT Equipment			40,000.00		
Barcode Scanner/Printer			40,000.00		
Office Equipment			50,800.00		
CCTV			50,800.00		
Transportation Equipment			1,300,000.00		
Innova			1,300,000.00		
Furniture & Fixtures			115,000.00		
Tables			30,000.00		
Rostrum			15,000.00		
Office Cubicle Improvement			70,000.00		
Semi-Expendable ICT			22,500.00		
External Drive			3,500.00		
1 keypad Phone			5,000.00		
Printer			7,000.00		
Printer			7,000.00		
Semi-Expendable-Furniture & Fixtures			12,000.00		
Steel Cabinet			12,000.00		
Semi-Expendable-Office Equipment			13,000.00		
Digital Camera			13,000.00		
Project:			400,760.00		
Fabrication and Construction of Shed house/Waiting Area			65,171.00		
Construction of CR M&F, Shower&Locker Room			100,587.00		
Fabrication of Additional Space for Records			10,038.00		
Storage Room Expansion Fabrication of Fence for Fittings			14,172.00		
Concreting of Parking Area			9,792.00		
Building Improvement			200,000.00		
Total	Php 2,379,625.05	Php 1,860,871.12	Php 9,563,353.05		

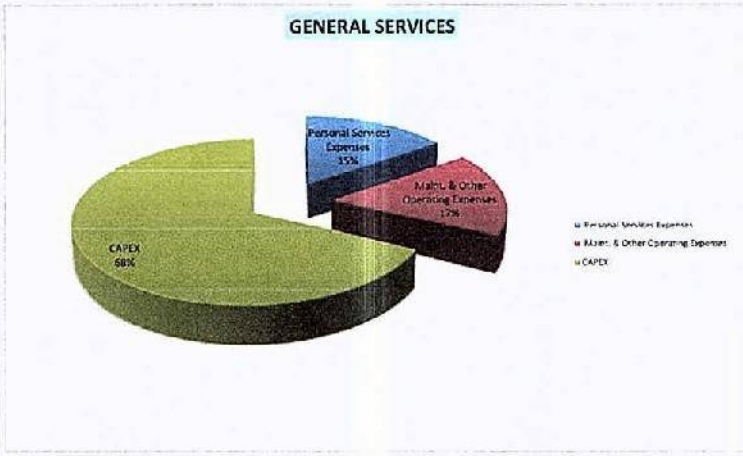

Requested by:

Kristine Kay T. Ballabing
Utilities/CSA

Approved By:

ENGR. RODOLFO A. JIMENEZ, JR.
General Manager

FINANCE AND COMMERCIAL DIVISION

Account Name	FY 2018		FY 2019	FY2019	%
	Budget	Estimated	Budget	Change	Change
BILLING AND COMMERCIAL SECTION					
Personal Services Expenses	1,229,636.03	983,203.68	1,419,506.91	436,303.23	44%
Salaries Wages-Regular	533,268.00	533,268.00	792,372.00	259,104.00	49%
Salaries & Wages-Casual	252,240.00	126,120.00	132,816.00	6,696.00	5%
PERA	96,000.00	72,000.00	96,000.00	24,000.00	33%
Clothing/Uniform Allowance	20,000.00	20,000.00	24,000.00	4,000.00	20%
Other Bonuses and Allowances	128,007.35	69,949.00	147,213.35	77,264.35	110%
Cash Gift	20,000.00	15,000.00	20,000.00	5,000.00	33%
Year End Bonus	65,459.00	54,949.00	77,099.00	22,150.00	40%
Life and Ret. Insurance Cont.	94,260.96	77,047.40	111,022.56	33,975.16	44%
PAG-IBIG Contributions	4,800.00	3,545.45	4,800.00	1,254.55	35%
PHILHEALTH Contributions	10,800.72	7,725.03	9,384.00	1,658.97	21%
EC Contributions	4,800.00	3,599.79	4,800.00	1,200.21	33%
Maint. & Other Operating Expenses	546,181.00	384,817.59	698,658.55	313,740.96	82%
Traveling Expense	53,200.00	46,112.02	46,800.00	687.98	1%
Training Expense	50,240.00	3,818.18	69,160.00	65,341.82	1711%
Supplies and Materials Expenses				-	
Office Supplies Expenses	47,975.00	36,245.75	49,734.55	13,488.80	37%
Communication Expenses				-	
Telephone Expenses - Mobile	5,600.00	1,963.64	5,400.00	3,436.36	175%
Internet Expense	23,008.00	22,673.45	16,400.00	(6,273.45)	-28%
Indemnities	5,000.00	600.00		(600.00)	-100%
Fuel,Oil & Lubricants Expense			15,840.00	15,840.00	
Repairs & Maintenance Expenses				-	
Repairs & Maint. -IT Equip. & Software	22,500.00	130.91	28,100.00	27,969.09	21365%
Other Maint. & Operating Exp.				-	
Job Order	338,658.00	273,373.64	467,224.00	193,850.36	71%
Total	Php 1,775,817.03	Php 1,368,121.26	Php 2,118,165.46	750,044.20	55%

TOTAL CAPEX	Php	**848,000.00**
ICT		**499,000.00**
Android Phone (5Pcs)		100,000.00
Mobile Printer (3pcs)		90,000.00
Laptop (1 unit)		35,000.00
IP Phone		24,000.00
Wide Area Network		250,000.00
Computer Software		**70,000.00**
Software		70,000.00
Transportation Equipment		**75,000.00**
Motorcycle		75,000.00
Furniture & Fixtures		**20,000.00**
Tent		20,000.00
Office Equipment		**120,000.00**
LED TV 30"		60,000.00
LED TV 40"		60,000.00
Semi-Expendable Office Equipment		**10,000.00**
Electric Fan		10,000.00
Semi-Expendable ICT		**47,000.00**
IPPBX Server		15,000.00
UPS		7,000.00
Printer Server		12,000.00
Printer		13,000.00
Semi-Expendable F&F		**5,000.00**
Table		5,000.00
Grand Total	Php 3,551,834.06	Php 1,368,121.26	Php 2,964,165.46

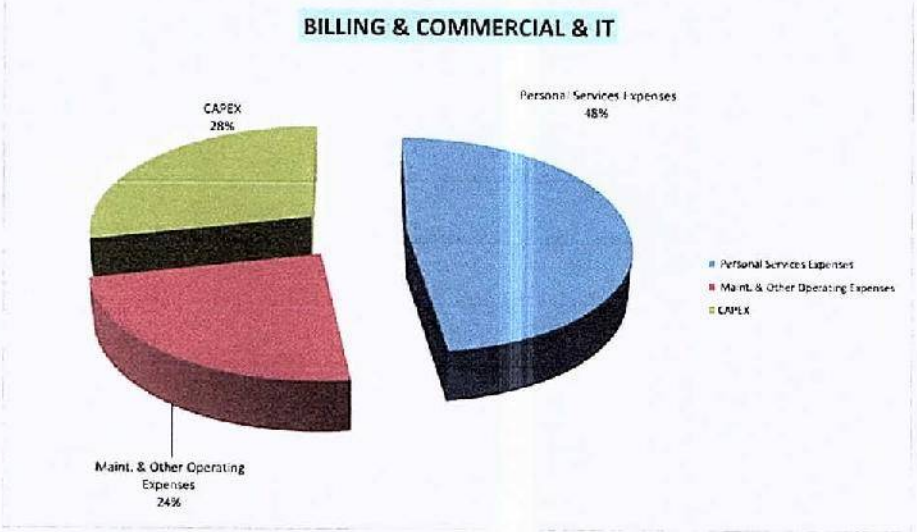

Requested by:

Rudhie T. Lu
UCS Officer A

Approved By:

ENGR. RODOLFO A. JIMENEZ, JR.
General Manager

FINANCE AND COMMERCIAL DIVISION

Account Name	FY 2018		FY 2019	FY2019
	Budget	Estimated	Budget	Change
ACCOUNTING AND BUDGET SECTION				
Personal Services Expenses	**760,325.25**	**713,021.86**	**1,204,677.55**	**491,655.69**
Salaries Wages-Regular	396,696.00	396,696.00	707,556.00	310,860.00
Salaries & Wages- Casual	73,570.00	68,792.73	79,284.00	10,491.27
PERA	62,000.00	61,090.91	72,000.00	10,909.09
Clothing/Uniform Allowance	15,000.00	15,000.00	18,000.00	3,000.00
Other Bonuses and Allowances	76,377.20	48,058.00	119,625.75	71,567.75
Overtime and Night Pay	9,015.84	-		-
Cash Gift	15,000.00	15,000.00	20,000.00	5,000.00
Year End Bonus	43,568.00	43,568.00	75,755.00	32,187.00
Life and Ret. Insurance Cont.	56,431.92	53,106.94	94,420.80	41,313.86
PAG-IBIG Contributions	3,100.00	2,945.45	3,600.00	654.55
PHILHEALTH Contributions	6,466.29	5,927.47	10,836.00	4,908.53
EC Contributions	3,100.00	2,836.36	3,600.00	763.64
Maint. & Other Operating Expenses	**715,847.50**	**603,865.26**	**983,063.20**	**379,197.94**
Traveling Expenses - Local	14,032.00	9,504.87	6,600.00	(2,904.87)
Training Expenses	23,020.00	390.55	98,300.00	97,909.45
Supplies and Materials Expenses				-
Office Supplies Expenses	13,865.50	14,592.05	32,763.20	18,171.15
Communication Expenses				-
Postage & Deliveries	3,880.00	212.73	8,400.00	8,187.27
Membership Dues and Cont. to Org.	22,500.00	1,090.91	24,000.00	22,909.09
Printing, Binding and Reproduction	2,000.00	661.37	5,000.00	4,338.63
Professional Expenses				-
Auditing Services	66,550.00	66,550.00	80,000.00	13,450.00
Taxes, Insurance Prem.& other Fees	-			-
Taxes, Duties and Licenses	570,000.00	510,862.78	720,000.00	209,137.22
Representation Expense			8,000.00	8,000.00
Other MOOE	**30,500.00**	**31,972.36**	**-**	**-**
Job-order	30,500.00	31,972.36		
CAPEX			**18,000.00**	
Semi-Expendable ICT Equipment 2019				
CPU Lenovo Idealcentre			8,000.00	
Semi-Expendable F&F				
Table & Chair			10,000.00	
Total	**Php 1,506,672.75**	**Php 1,348,859.48**	**Php 2,205,740.75**	

Requested by:

HARLENE EVE TARDECILLA
Senior Accounting Processor B

Approved By:

ENGR. RODOLFO A. JIMENEZ, JR.
General Manager

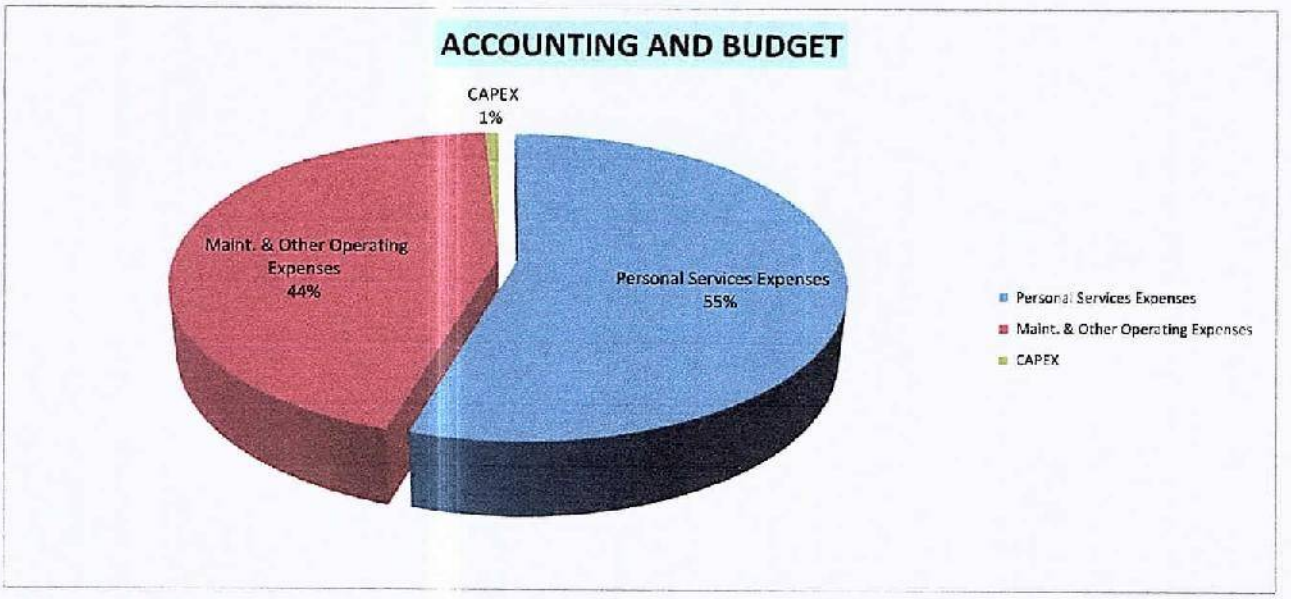

Requested by:

HARLENE EVE TARDECILLA
Senior Accounting Processor B

Approved By:

ENGR. RODOLFO A. JIMENEZ, JR.
General Manager

FINANCE AND COMMERCIAL DIVISION

Account Name	FY 2018 Budget	FY 2018 Estimated	FY 2019 Budget	FY 2019 Change	% Change
CASH MANAGEMENT AND COLLECTION SECTION					
Personal Services Expenses	834,171.24	796,531.57	872,419.40	75,887.83	10%
Salaries Wages-Regular	554,688.00	548,045.89	583,920.00	35,874.11	7%
PERA	48,000.00	48,000.00	48,000.00	-	0%
Clothing/Uniform Allowance	10,000.00	10,000.00	12,000.00	2,000.00	20%
Other Bonuses and Allowances	86,269.60	56,224.00	90,289.00	34,065.00	61%
Cash Gift	10,000.00	10,000.00	10,000.00	-	0%
Year End Bonus	46,224.00	46,224.00	48,660.00	2,436.00	5%
Life and Ret. Insurance Cont.	66,562.56	65,708.57	70,070.40	4,361.83	7%
PAG-IBIG Contributions	2,400.00	2,400.00	2,400.00	-	0%
PHILHEALTH Contributions	7,627.08	7,529.11	4,680.00	(2,849.11)	-38%
EC Contributions	2,400.00	2,400.00	2,400.00	-	0%
Maint. & Other Operating Expenses	313,150.95	195,659.53	300,045.78	104,386.25	53%
Traveling Expenses - Local	23,240.00	13,324.80	27,000.00	13,675.20	103%
Training Expenses	48,060.00	4,442.18	24,580.00	20,137.82	453%
Supplies and Materials Expenses				-	
Office Supplies Expenses	23,570.95	10,292.89	20,585.78	10,292.89	100%
Accountable Forms Expenses	175,000.00	153,600.00	205,000.00	51,400.00	33%
Fuel, Oil & Lubricants Expense	7,200.00	-		-	
Communication Expenses				-	
Postage & Deliveries	2,880.00	490.91	2,880.00	2,389.09	487%
Telephone Expense-Mobile	1,200.00	-		-	
Professional Expenses				-	
Legal Services	12,000.00	218.18		(218.18)	-100%
Taxes, Insurance Prem.& other Fees	-			-	
Fidelity Bond Premiums	20,000.00	13,290.57	20,000.00	6,709.43	50%
Total	Php 1,147,322.19	Php 992,191.10	Php 1,172,465.18	180,274.08	18%
CAPEX			20,000.00		
Semi-Expendable-Office Equipment		-			
Money Counter			10,000.00		
Semi-Expendable-Furniture & Fixtures					
Reception Desk Chair & Guest Chair			10,000.00		
			-		
	Php 1,147,322.19	Php 992,191.10	Php 1,192,465.18	200,274.08	

Requested by:

MORITA V. PAGLINAWAN
Cashier A

Approved By:

ENGR. RODOLFO A. JIMENEZ, JR.
General Manager

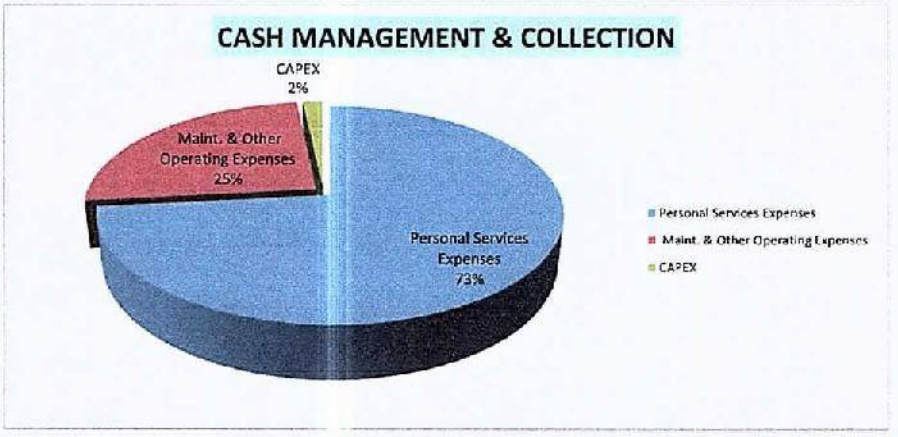

Requested by:

MORITA V. PAGLINAWAN
Cashier A

Approved By:

ENGR. RODOLFO A. JIMENEZ, JR.
General Manager

REPAIR AND MAINTENANCE SECTION

Account Name	FY 2018 Budget	FY 2018 Estimated	FY 2019 Budget	FY2019 Change	% Change
REPAIR AND MAINTENANCE SECTION					
Personal Services Expenses	**1,281,415.24**	**1,008,828.08**	**2,069,153.92**	**1,060,325.84**	**105%**
Salaries Wages-Regular	654,780.00	521,148.28	1,308,384.00	787,235.72	151%
Salaries Wages-Casual	126,120.00	122,135.85	-	(122,135.85)	-100%
PERA	108,000.00	96,000.00	168,000.00	72,000.00	75%
Clothing/Uniform Allowance	25,000.00	25,000.00	42,000.00	17,000.00	68%
Other Bonuses and Allowances	150,673.10	74,076.00	214,902.80	140,826.80	190%
Overtime and Night Pay	-			-	
Cash Gift	25,000.00	20,000.00	35,000.00	15,000.00	75%
Year End Bonus	76,074.00	54,076.00	109,032.00	54,956.00	102%
Life and Ret. Insurance Cont.	93,708.00	77,869.44	157,006.08	79,136.64	102%
PAG-IBIG Contributions	5,400.00	4,800.00	8,400.00	3,600.00	75%
PHILHEALTH Contributions	11,260.14	8,922.72	18,029.04	9,106.32	102%
EC Contributions	5,400.00	4,799.79	8,400.00	3,600.21	75%
Maint. & Other Operating Expenses	**1,254,352.24**	**1,137,162.04**	**1,853,131.12**	**715,969.08**	**63%**
Traveling Expenses - Local	8,786.00	17,625.16	9,200.00	(8,425.16)	-48%
Training Expenses	47,340.00	15,449.45	25,160.00	9,710.55	63%
Supplies and Materials Expenses	-				
Office Supplies Expenses	8,463.92	2,425.08	13,795.75	11,370.67	469%
Fuel, Oil & Lubricants Expense	57,920.00	26,951.29	31,660.00	4,708.71	17%
Representation Expense			1,920.00		
Professional Expenses					
Legal Services	120.00	81.82	120.00	38.18	47%
Repairs & Maintenance Expenses				-	
Repairs & Maint. -Machinery & Equipment	7,500.00	523.64	1,000.00	476.36	91%
Repairs & Maint. -Motor Vehicles	12,570.00	4,645.09	6,000.00	1,354.91	29%
Repairs & Maintenance-Other PPE				-	
Repairs & Maint. -Infrastructure Asset-UPIS					
Service Connection	125,661.60	113,928.92	114,633.17	704.25	1%
Trans & Dist. Line	87,174.60	247,198.89	250,999.01	3,800.12	2%
Transmission /Pipelines				-	
Other Maint. & Operating Exp.					
Job Order	898,816.12	708,332.71	1,398,643.20	690,310.49	97%
Total	**Php 2,535,767.48**	**Php 2,145,990.13**	**Php 3,922,285.04**	**1,776,294.92**	**83%**
CAPEX			**242,100.00**		
Other Equipment			**35,000.00**		
Chain Block			15,000.00		
Chain Saw			20,000.00		
Other PPE			**127,100.00**		
RATCHET 1 SET			5,000.00		
Pipe Threader 1/2' to 1' (SET)			70,000.00		
PIPE WRENCH 10"			16,000.00		
PIPE WRENCH 12"			11,100.00		
PIPE WRENCH 14"			9,000.00		
VICE GRIP			4,000.00		
ADJUSTABLE WRENCH			1,000.00		
MANUAL DRILL			2,000.00		
Concrete Cutter Blade 14"			9,000.00		
Transportation Equipment			**80,000.00**		
Motor Vehicle			80,000.00		
	Php 2,535,767.48	**Php 2,145,990.13**	**Php 4,164,385.04**		

Requested by:

RAMON T. RIL
Water Maintenance Man A

Approved By:

ENGR. RODOLFO A. JIMENEZ, JR.
General Manager

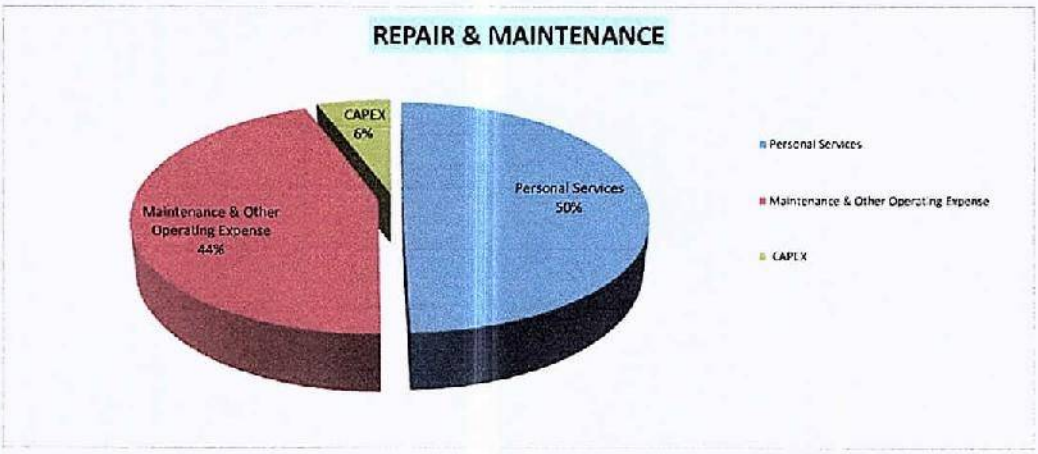

Requested By:

Ramon T. Ril
Water Maintenance Man A

Approved By:

ENGR. RODOLFO A. JIMENEZ, JR.
General Manager

ENGINEERING AND CONSTRUCTION DIVISION

Account Name	FY 2018 Budget	FY 2018 Estimated	FY 2019 Budget	FY2019 Change	% Change	
ENGINEERING AND CONSTRUCTION SECTION						
Personal Services Expenses	1,049,980.44	980,696.32	1,223,737.76	243,041.44	25%	
Salaries Wages-Regular	556,446.00	534,516.00	811,968.00	277,452.00	52%	
Salaries & Wages-Casual	126,120.00	123,514.21		(123,514.21)	-100%	
PERA	72,000.00	72,000.00	72,000.00	-	0%	
Clothing/Uniform Allowance	15,000.00	15,000.00	18,000.00	3,000.00	20%	
Other Bonuses and Allowances	108,213.20	70,053.00	126,645.60	56,592.60	81%	
Cash Gift	15,000.00	15,000.00	15,000.00	-	0%	
Year End Bonus	58,708.00	55,053.00	67,664.00	12,611.00	23%	
Life and Ret. Insurance Cont.	81,907.92	79,276.32	97,436.16	18,159.84	23%	
PAG IBIG Contributions	3,600.00	3,600.00	3,600.00	-	0%	
PHILHEALTH Contributions	9,385.32	9,084.00	7,824.00	(1,260.00)	-14%	
EC Contributions	3,600.00	3,599.79	3,600.00	0.21	0%	
Maint. & Other Operating Expenses	207,704.41	47,917.32	208,788.54	160,871.22	336%	Personal Services
Traveling Expenses - Local	22,980.00	20,992.80	5,000.00	(15,992.80)	-76%	Maintenance & Other
Training Expenses	94,680.00	-	19,740.00	19,740.00		CAPEX
Supplies and Materials Expenses				-		
Office Supplies Expenses	45,174.16	25,142.27	50,284.54	25,142.27	100%	
Other Supplies Expense			51,013.50	51,013.50		
Drugs & Medicine Expense	870.25	870.25	3,250.50	2,380.25		
Fuel,Oil & Lubricants			19,500.00	19,500.00		
Consultancy Services			50,000.00	50,000.00		
Printing & Binding			10,000.00	10,000.00		
Other Maint. & Operating Exp.				-		
Job Order	44,000.00	912.00		(912.00)	-100%	
Total	Php 1,257,684.85	Php 1,028,613.64	Php 1,432,526.30	403,912.66	39%	
TOTAL CAPEX			Php 13,904,293.92			
CAPEX			127,921.60			
ICT Equipment			23,000.00			
Computer Set			23,000.00			
Furniture & Fixtures						
Transportation Equipment			75,000.00			
Motorcycle			75,000.00			
Semi-Expendable ICT Equipment			5,000.00			
Printer			5,000.00			
Semi-Expendable-Furniture & Fixture			24,921.60			
Steel Cabinet			9,600.00			
Table & Chairs			15,321.60			
Project			13,776,372.32			
Pipe laying expansion of 812LM DL at Bigajo Sur			413,043.83			
Pipe laying expansion of TL from Palong to Mambulo Nuevo			7,015,337.43			
Pipe laying expansion of TL & DL from Mambulo Nuevo to San Vicente			6,034,303.97			
Pipe laying expansion at Libod 1			131,360.25			
Relocation of DL along Naubod 1 &2			182,326.84			#REF!
Total	Php 1,257,684.85	Php 1,028,613.64	Php 15,336,820.22	14,308,206.58		

Requested by:

AILEEN G. BUENAOBRA
Senior Engineer A

Approved By:

ENGR. RODOLFO A. JIMENEZ, JR.
General Manager

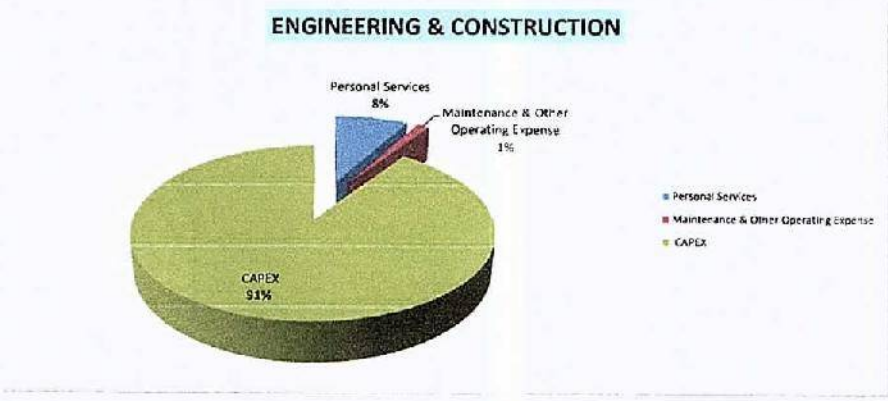

Requested by:

AILEEN G. BUENAOBRA
Senior Engineer A

Approved By:

ENGR. RODOLFO A. JIMENEZ, JR.
General Manager

PRODUCTION AND WATER QUALITY DIVISION

Account Name	FY 2018 Budget	FY 2018 Estimated	FY 2019 Budget	FY2019 Change	% Change
Personal Services Expenses	**1,359,649.59**	**989,152.40**	**1,950,125.66**	**960,973.26**	**97%**
Salaries Wages-Regular	680,994.00	306,217.16	960,432.00	654,214.84	214%
Salaries Wages-Casual	126,120.00	307,743.23	291,384.00	(16,359.23)	-5%
PERA	108,000.00	105,909.09	144,000.00	37,090.91	35%
Clothing/Uniform Allowance	30,000.00	30,000.00	36,000.00	6,000.00	20%
Other Bonuses and Allowances	161,825.45	71,576.00	202,124.70	130,548.70	182%
Cash Gift	35,000.00	25,000.00	30,000.00	5,000.00	20%
Year End Bonus	98,453.00	57,086.00	104,318.00	47,232.00	83%
Life and Ret. Insurance Cont.	96,853.68	67,069.44	150,217.92	83,148.48	124%
PAG-IBIG Contributions	5,400.00	4,909.09	7,200.00	2,290.91	47%
PHILHEALTH Contributions	11,603.46	7,842.81	17,249.04	9,406.23	120%
EC Contributions	5,400.00	4,799.59	7,200.00	2,400.41	50%
Maint. & Other Operating Expenses	**1,204,665.55**	**989,855.55**	**1,949,395.21**	**959,539.66**	**97%**
Traveling Expenses - Local	9,710.00	25,278.67	9,996.00	(15,282.67)	-60%
Training Expenses	31,560.00	23,079.27	62,760.00	39,680.73	172%
Supplies and Materials Expenses				-	
Office Supplies Expenses	2,640.00	8,141.26	18,816.00	10,674.74	131%
Other Supplies Expenses	22,000.00	5,948.51	18,988.00	13,039.49	219%
Fuel, Oil & Lubricants Expenses	115,500.00	89,293.31	178,586.62	89,293.31	100%
Chemical and Filtering Supplies Expense	186,740.00	131,406.53	197,109.80	65,703.27	50%
Legal Services			1,440.00	1,440.00	
Agricultural & Marine Supplies Expense				-	
Communication Expense				-	
Postage & Courier Services	500.00	-	600.00	600.00	
Telephone Expense-Mobile	34,000.00	25,579.64	36,720.00	11,140.36	44%
Rent Expense	12,000.00	6,000.00		(6,000.00)	-100%
Electricity Expenses	238,475.91	242,239.59	484,479.19	242,239.59	100%
Transportation & Delivery	2,000.00	327.27	10,000.00	9,672.73	2956%
Taxes, Duties & Licenses			6,800.00	6,800.00	
Research, Exploration & Development Expense			20,000.00	20,000.00	
Repairs & Maintenance Expenses				-	
Repairs & Maint. - Machinery & Equipment	117,524.82	30,188.40	109,000.00	78,811.60	261%
Repairs & Maint. - Communication Equipment			15,000.00		
Repairs & Maint. - Transportation Equipment	66,002.00	14,826.55	32,000.00	17,173.45	116%
Repairs & Maint. -ICT Equipment			14,000.00	14,000.00	
Repairs & Maint. - UPIS- Reservoir & Plants	34,000.00	3,630.77	57,000.00	53,369.23	1470%
Repairs & Maint- UPIS-Other Plants	52,524.82	7,454.18	85,000.00	77,545.82	1040%
Repairs & Maint- UPIS-Meters (UPIS)			14,400.00	14,400.00	
Other Maint. & Operating Exp.				-	
Job Order	248,400.00	321,712.08	509,040.00	187,327.92	58%
Water Expenses	51,088.00	54,749.52	67,659.60	12,910.08	24%
Others					
Total	Php 2,564,315.14	Php 1,979,007.95	**3,899,520.87**	**1,920,512.91**	**97%**
TOTAL CAPEX			**4,090,572.00**		
Construction Materials Inventory			**345,688.00**		
Water Meter (200pcs)			187,200.00		
New Insert (800 pcs)			158,488.00		
Semi-Expendable-Machinery & Eqpt			**5,000.00**		
Portable Grinder			5,000.00		
Semi-Disaster Response & Rescue Equipt.			**10,000.00**		
Fire Extinguisher			5,000.00		
Fire Extinguisher			5,000.00		
Semi-Expendable Office Equipment			**9,500.00**		
Standfan			1,500.00		
Digi Cam			6,500.00		
Wall Fan			1,500.00		
ICT Equipment			**60,000.00**		
Monitor			20,000.00		
Laptop			40,000.00		
Machinery & Equipment			**1,287,000.00**		
Dosing pump			45,000.00		
Sub. Pump			170,000.00		
Gen Set			770,000.00		
Sub Pump			72,000.00		
Gen Set w/ Carrier			230,000.00		

Transportation Equipment				**1,695,000.00**	
Motor w/ side car				115,000.00	
Single XRM (125)				80,000.00	
Lorry Truck				1,500,000.00	
Semi-Expendable ICT				**66,000.00**	
UPS				5,000.00	
4 Channel CCTV				9,000.00	
8 Channel CCTV				12,000.00	
Hardisk				10,000.00	
Internet Cable				10,000.00	
Cellphone				5,000.00	
Printer w/ Scanner				15,000.00	
Communication Equipment				**130,000.00**	
Radio Mast & Antenna Tower				120,000.00	
Portable Radio				10,000.00	
Semi-Expendable Furniture & Fixtures				**8,400.00**	
Steel Cabinet				8,400.00	
Other Equipment				**15,000.00**	
Speaker				15,000.00	
Other PPE				**20,000.00**	
Float Valve				20,000.00	
PROJECT					
				88,984.00	
Barracks (Spring Source)				88,984.00	
Other Structures				**350,000.00**	
DAM				350,000.00	
Total	Php 2,564,315.14	Php	1,979,007.95	7,990,092.87	6,011,084.91

Prepared By:

DENNIS GERONIMO
Water Maintenance Man A

Approved By:

ENGR. RODOLFO A. JIMENEZ, JR.
General Manager

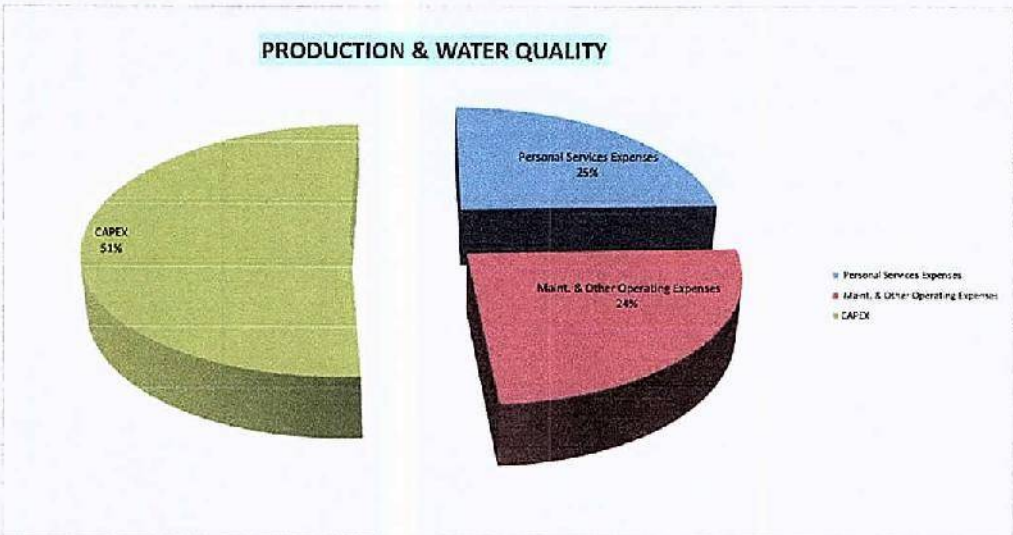

Requested By:

DENNIS S. GERONIMO
Water Maintenance Man C

Approved By:

ENGR. RODOLFO A. JIMENEZ, JR.
General Manager

Expenditures - Personal Services

PERSONAL SERVICE EXPENSES

	FY 2017 Actual	FY 2018 Budget	FY 2018 Estimated	FY 2019 Budget	FY2019 Change	% Change
ıs Wages -Regular	Php 3,847,848.07	4,986,820.00	4,400,838.24	Php 7,447,332.00	3,046,493.76	69%
ıs Wages -Casual	662,888.41	830,290.00	836,153.65	503,484.00	(332,669.65)	-40%
PERA	501,727.27	606,000.00	554,181.82	720,000.00	165,818.18	30%
Representation Allowance (RA)	102,000.00	102,000.00	102,000.00	102,000.00	-	0%
Transportation Allowance (TA)	102,000.00	102,000.00	102,000.00	102,000.00	-	0%
Clothing/Uniform Allowance	105,000.00	140,000.00	140,000.00	180,000.00	40,000.00	29%
Other Bonuses and Allowances	389,540.10	981,754.40	548,490.00	1,239,672.45	691,182.45	126%
Overtime and Night Pay		9,015.84		-	-	
Cash Gift	109,000.00	145,000.00	167,292.17	155,000.00	(12,292.17)	-7%
Year End Bonus	731,407.60	538,216.00	419,444.00	672,753.00	253,309.00	60%
Life and Ret. Insurance Cont.	541,837.96	698,053.20	598,766.87	954,097.92	355,331.05	59%
PAG-IBIG Contributions	27,950.00	30,400.00	27,109.09	36,000.00	8,890.91	33%
PHILHEALTH Contributions	43,825.00	73,371.63	59,694.86	87,694.08	27,999.22	47%
EC Contributions	24,171.16	30,300.00	26,835.12	36,000.00	9,164.88	34%
Total	Php 7,189,195.57	Php 9,273,221.07	Php 7,982,805.83	Php 12,236,033.45	Php 4,253,227.62	53%

Prepared By:

HARLENE EVE TARDECILLA
Senior Accounting Processor B

Approved By:

ENGR. RODOLFO A. JIMENEZ, JR.
General Manager

STAFFING SUMMARY & DETAILS OF SALARIES OF PERMANENT POSITIONS

Authorized No. of Positions per Approved Position Allocation List												
Item No.	Authorized Positions Title	Proposed 2019 Positions	Name of Incumbent	Grade	Step	Basic Salary	Cash Gift	Year-end Bonus	Mid Year 13th month Bonus	Others* PEI	PBB	Total Personal Services Cost
1	General Manager C	General Manager C	Rodolfo A. Jimenez, Jr.	26	3	1,331,760.00	5,000.00	110,980.00	110,980.00	5,000.00	72,137.00	1,635,857.00
3	Storekeeper D	Storekeeper D		4	1	158,568.00	5,000.00	13,214.00	13,214.00	5,000.00	8,589.10	203,585.10
5	Administrative Service Aide	Administrative Service Aide	Benedict P. Niño	4	1	158,568.00	5,000.00	13,214.00	13,214.00	5,000.00	8,589.10	203,585.10
New	Administrative/General Services Officer A	Administrative/General Services Officer A		16	1	403,008.00	5,000.00	33,584.00	33,584.00	5,000.00	21,829.60	502,005.60
New		Administration Services Assistant B		10	1	230,796.00	5,000.00	19,233.00	19,233.00	5,000.00	12,501.45	291,763.45
New	Water Facilities Operator A	Water Facilities Operator A		8	1	201,095.00	5,000.00	16,758.00	16,758.00	5,000.00	10,892.70	255,504.70
New	Water Facilities Operator B	Water Facilities Operator B		6	1	178,164.00	5,000.00	14,847.00	14,847.00	5,000.00	9,650.55	227,508.55
New	Water Facilities Operator B	Water Facilities Operator B		6	1	178,164.00	5,000.00	14,847.00	14,847.00	5,000.00	9,650.55	227,508.55
New	Water Utilities Management/Development Officer A	Water Utilities Management/Development Officer A		16	1	403,008.00	5,000.00	33,584.00	33,584.00	5,000.00	21,829.60	502,005.60
7	Senior Corporate Accountant C	Senior Corporate Accountant C		16	1	201,504.00	5,000.00	33,584.00		5,000.00	21,829.60	266,917.60
New	Senior Accounting Processor A	Senior Accounting Processor A		12	1	275,256.00	5,000.00	22,938.00	22,938.00	5,000.00	14,909.70	346,041.70
8	Senior Accounting Processor B	Senior Accounting Processor B		10	1	230,796.00	5,000.00	19,233.00	19,233.00	5,000.00	12,501.45	291,763.45
10	Utilities/Customer Service Officer A	Utilities/Customer Service Officer A	Ritchie Liz	16	1	403,008.00	5,000.00	33,584.00	33,584.00	5,000.00	21,829.60	502,005.60
11	Utilities/Customer Service Assistant B	Utilities/Customer Service Assistant B		10	1	230,796.00	5,000.00	19,233.00	19,233.00	5,000.00	12,501.45	291,763.45
12	Utilities/Customer Service Assistant F	Utilities/Customer Service Assistant F	vacant	4	1							-
6	Administrative Services Aide	Administrative Services Aide	*Roy SA. Sandices	4	1	158,568.00	5,000.00	13,214.00	13,214.00	5,000.00	8,589.10	203,585.10
13	Cashier A	Cashier A	Morita Peglinawan	16	1	403,008.00	5,000.00	33,584.00	33,584.00	5,000.00	21,829.60	502,005.60
15	Collection Assistant	Collection Assistant	Limuel Abainza	6	3	180,912.00	5,000.00	15,076.00	15,076.00	5,000.00	9,799.40	230,863.40
16	Senior Engineer A	Senior Engineer A	Alleen Buenaobra	16	1	403,008.00	5,000.00	33,584.00	33,584.00	5,000.00	21,829.60	502,005.60
New	Engineering Aide A	Engineering Aide A		6	1	178,164.00	5,000.00	14,847.00	14,847.00	5,000.00	9,650.55	227,508.55
New	Engineering Assistant A	Engineering Assistant A		10	1	230,796.00	5,000.00	19,233.00	19,233.00	5,000.00	12,501.45	291,763.45
New	Senior Water Maintenance/Sewerage Man A	Senior Water Maintenance Man A		12	1	275,256.00	5,000.00	22,938.00	22,938.00	5,000.00	14,909.70	346,041.70
New	Water Maintenance/Sewerage Man B	Water Maintenance Man B		6	1	178,164.00	5,000.00	14,847.00	14,847.00	5,000.00	9,650.55	227,508.55
19	Water Maintenance Man A	Water Maintenance Man A		8	1	201,096.00	5,000.00	16,758.00	16,758.00	5,000.00	10,892.70	255,504.70
20	Water Maintenance Man B	Water Maintenance Man B		6	1	178,164.00	5,000.00	14,847.00	14,847.00	5,000.00	9,650.55	227,508.55
21	Water Maintenance Man C	Water Maintenance Man C		4	1	158,568.00	5,000.00	13,214.00	13,214.00	5,000.00	8,589.10	203,585.10
22	Water Maintenance Man C	Water Maintenance Man C		4	1	158,568.00	5,000.00	13,214.00	13,214.00	5,000.00	8,589.10	203,585.10
23	Water Maintenance Man C	Water Maintenance Man C		4	1	158,568.00	5,000.00	13,214.00	13,214.00	5,000.00	8,589.10	203,585.10
	Total					7,447,332.00	135,000.00	637,403.00	603,819.00	135,000.00	414,311.95	9,372,865.95

Prepared by:

KRISTINE KAY T. BULINGBING
Utilities/CSA

Approved by:

ENGR. RODOLFO A. JIMENEZ, JR.
General Manager

OTHER COMPENSATION AND BENEFITS

Item No.	Authorized No. of Positions per Approved Position Allocation List: Authorized Positions Title	Proposed 2019 Positions	Name of Incumbent	Grade	Step	RATA	PERA	Uniform/ Clothing Allowance	PAG-IBIG Premium	Philhealth Contri-bution	Retirement & Life Insurance Premium	EC	Total Personal Services Cost
1	General Manager C	General Manager C	Rodolfo A. Jimenez, Jr.	25	3	204,000.00	24,000.00	6,000.00	1,200.00	6,600.00	159,811.20	1,200.00	402,811.20
3	Storekeeper D	Storekeeper D		4	1		24,000.00	6,000.00	1,200.00	2,184.00	19,028.16	1,200.00	53,612.16
5	Administrative Service Aide	Administrative Service Aide	Benedict P. Niño	4	1		24,000.00	6,000.00	1,200.00	2,184.00	19,028.16	1,200.00	53,612.16
New	Administrative/General Services Officer A	Administrative/General Services Officer A		16	1		24,000.00	6,000.00	1,200.00	5,544.00	48,360.96	1,200.00	86,304.96
New	Administration Services Assistant B	Administration Services Assistant B		10	1		24,000.00	6,000.00	1,200.00	3,180.00	27,695.52	1,200.00	63,275.52
New	Water Facilities Operator A	Water Facilities Operator A		8	1		24,000.00	6,000.00	1,200.00	2,765.04	24,131.52	1,200.00	59,296.56
New	Water Facilities Operator B	Water Facilities Operator B		6	1		24,000.00	6,000.00	1,200.00	2,460.00	21,379.68	1,200.00	56,239.68
New	Water Facilities Operator B	Water Facilities Operator B		6	1		24,000.00	6,000.00	1,200.00	2,460.00	21,379.68	1,200.00	56,239.68
New	Water Offices Management/Develo	Water Offices Management/Developm		16	1		24,000.00	6,000.00	1,200.00	5,544.00	48,360.96	1,200.00	86,304.96
7	Senior Corporate Accountant C	Senior Corporate Accountant C		16	1		12,000.00		600.00	2,772.00	24,180.48	600.00	40,152.48
New	Senior Accounting Processor A	Senior Accounting Processor A		12	1		24,000.00	6,000.00	1,200.00	3,792.00	33,030.72	1,200.00	69,222.72
8	Senior Accounting Processor B	Senior Accounting Processor B		10	1		24,000.00	6,000.00	1,200.00	3,180.00	27,695.52	1,200.00	63,275.52
10	Utilities/Customer Service Officer A	Utilities/Customer Service Officer A	Ritchie Liz	16	1		24,000.00	6,000.00	1,200.00	2,184.00	48,360.96	1,200.00	82,944.96
11	Utilities/Customer Service Assistant B	Utilities/Customer Service Assistant B		10	1		24,000.00	6,000.00	1,200.00	3,180.00	27,695.52	1,200.00	63,275.52
12	Utilities/Customer Service Assistant E	Utilities/Customer Service Assistant E	vacant	4	1								
9	Administrative Services Aide	Administrative Services Aide	*Roy SA. Sanbilces	4	1		24,000.00	6,000.00	1,200.00	2,184.00	19,028.16	1,200.00	53,612.16
13	Cashier A	Cashier A	Morita Paglinawan	16	1		24,000.00	6,000.00	1,200.00	2,184.00	48,360.96	1,200.00	82,944.96
15	Collection Assistant	Collection Assistant	Umuel Abainza	6	3		24,000.00	6,000.00	1,200.00	2,496.00	21,709.44	1,200.00	56,605.44
16	Senior Engineer A	Senior Engineer A	Aileen Buenaobra	16	1		24,000.00	6,000.00	1,200.00	2,184.00	48,360.96	1,200.00	82,944.96
New	Engineering Aide A	Engineering Aide A		6	1		24,000.00	6,000.00	1,200.00	2,460.00	21,379.68	1,200.00	56,239.68
New	Engineering Assistant A	Engineering Assistant A		10	1		24,000.00	6,000.00	1,200.00	3,180.00	27,695.52	1,200.00	63,275.52
New	Senior Water Maintenance Man A	Senior Water Maintenance Man A		12	1		24,000.00	6,000.00	1,200.00	3,792.00	33,030.72	1,200.00	69,222.72
New	Water Maintenance Man B	Water Maintenance Man B		6	1		24,000.00	6,000.00	1,200.00	2,460.00	21,379.68	1,200.00	56,239.68
19	Water Maintenance Man A	Water Maintenance Man A		8	1		24,000.00	6,000.00	1,200.00	2,765.04	24,131.52	1,200.00	59,296.56
20	Water Maintenance Man B	Water Maintenance Man B		6	1		24,000.00	6,000.00	1,200.00	2,460.00	21,379.68	1,200.00	56,239.68
21	Water Maintenance Man C	Water Maintenance Man C		4	1		24,000.00	6,000.00	1,200.00	2,184.00	19,028.16	1,200.00	53,612.16
22	Water Maintenance Man C	Water Maintenance Man C		4	1		24,000.00	6,000.00	1,200.00	2,184.00	19,028.16	1,200.00	53,612.16
23	Water Maintenance Man C	Water Maintenance Man C		4	1		24,000.00	6,000.00	1,200.00	2,184.00	19,028.16	1,200.00	53,612.16
	Total					204,000.00	636,000.00	156,000.00	31,800.00	80,746.08	893,679.84	31,800.00	2,034,025.92

Prepared by:

KRISTINE KAYT. BALINGBING
Utilities/GSA

Expenditures - MOOE & Repair and Maintenance

15

MAINTENANCE AND OTHER OPERATING EXPENSES

Account Name	FY 2017 Actual	FY 2018 Budget	FY 2018 Estimated	FY 2019 Budget	FY2019 Change	% Change
Traveling Expenses - Local	Php 120,627.50	Php 172,598.00	Php 188,452.81	Php 211,562.00	Php 23,109.19	12%
Training Expenses	168,079.67	874,891.60	303,054.36	860,051.60	556,997.24	184%
Supplies and Materials Expenses	443,887.44	801,770.06	588,061.55	1,122,623.24	534,561.69	91%
Electricity Expenses	391,294.07	465,913.12	460,257.51	734,479.19	274,221.67	60%
Communication Expenses	143,183.92	162,034.01	129,544.53	167,080.00	37,535.47	29%
Membership Dues and Cont. to Org.	21,720.00	22,500.00	1,090.91	24,000.00	22,909.09	2100%
Awards and Indemnities		5,000.00	5,600.00	5,000.00	(600.00)	-11%
Advertising Expenses		-			-	
Printing, Binding & Rep. Expenses		2,000.00	661.37	94,300.00	93,638.63	14158%
Rent Expenses	18,400.00	12,000.00	6,000.00		(6,000.00)	-100%
Representation Expenses	20,248.50	65,840.00	33,623.67	85,170.00	51,546.33	153%
Transportation and Delivery Exp.	4,193.22	7,000.00	716.73	10,000.00	9,283.27	1295%
Professional Expenses	64,565.00	436,060.00	398,991.61	546,856.00	147,864.39	37%
Repairs & Maintenance Expenses	411,265.76	573,059.24	439,317.35	830,473.58	391,156.23	89%
Semi-Expendable F&F-Expense				4,500.00		
Donations		26,000.00		26,000.00	26,000.00	
Miscellaneous Expenses	1,325.50	-	-		-	
Taxes, Insurance Prem.& other Fees	534,691.96	649,394.00	579,409.53	875,382.00	295,972.47	51%
Research,Exploration & Dev. Expense				20,000.00		
Other Maint. & Operating Exp.	1,488,628.89	2,163,574.12	1,618,264.05	2,877,366.80	1,259,102.75	78%
Total	Php 3,832,111.43	Php 6,439,644.15	Php 4,753,045.88	Php 8,494,844.40	3,741,798.42	79%

Prepared By:

HARLENE EVE TARDECILLA
Senior Accounting Processor B

Approved By:

ENGR. RODOLFO A. JIMENEZ, JR.
General Manager

SUPPLIES AND MATERIALS EXPENSES

Account Name	FY 2017 Actual	FY 2018 Budget	FY 2018 Estimated	FY 2019 Budget	FY2019 Change	% Change
Office Supplies Expenses	104,031.03	209,156.06	160,097.41	283,634.82	123,537.40	77.16
Accountable Forms Expenses	143,770.50	178,000.00	153,690.82	208,000.00	54,309.18	35.34
Fuel, Oil & Lubricants Expense	87,233.67	183,620.00	117,275.51	265,186.62	147,911.11	126.12
Chemical & Filtering Supplies Expense	103,314.49	166,740.00	131,406.53	197,109.80	65,703.27	50.00
Other Supplies & Materials Expenses	5,537.75	64,254.00	24,721.03	165,441.50	140,720.47	569.23
Drugs & Medicine Expense			870.25	3,250.50		
Total	Php 443,887.44	Php 801,770.06	Php 588,061.55	Php 1,122,623.24	534,561.69	90.90
Total						

Prepared By:

HARLENE EVE TARDECILLA
Senior Accounting Processor B

Approved By:

ENGR. RODOLFO A. JIMENEZ, JR.
General Manager

COMMUNICATION EXPENSES

Account Name	FY 2017 Actual	FY 2018 Budget	FY 2018 Estimated	FY 2019 Budget	FY 2019 Change	% Change
Postage and Deliveries	4,216.00	14,420.00	4,924.36	21,160.00	16,235.64	330%
Telephone Expenses - Landline	112,576.99	124,606.01	101,946.71	129,520.00	27,573.29	27%
Internet Expenses	24,907.93	23,008.00	22,673.45	16,400.00	(6,273.45)	-28%
Total	Php 141,700.92	Php 162,034.01	Php 129,544.53	Php 167,080.00	37,535.47	29%

Prepared By:

HARLENE EVE TARDECILLA
Senior Accounting Processor B

Approved By:

ENGR. RODOLFO A. JIMENEZ, JR.
General Manager

PROFESSIONAL EXPENSES

Account Name	FY 2017 Actual	FY 2018 Budget	FY 2018 Estimated	FY 2019 Budget	FY 2019 Change	% Change
Auditing Services	60,500.00	66,550.00	66,550.00	80,000.00	13,450.00	20%
Legal Services	1,565.00	20,720.00	4,336.36	6,560.00	2,223.64	51%
Other General Services	146,000.00	155,790.00	149,588.73	217,296.00	67,707.27	45%
Security Services	132,000.00	188,000.00	176,516.52	188,000.00	11,483.48	7%
Other Professional Services	2,500.00	5,000.00	2,000.00	5,000.00	3,000.00	150%
Consultancy Services				50,000.00	50,000.00	
Total	Php 342,565.00	Php 436,060.00	Php 398,991.61	Php 546,856.00	147,864.39	37%

Prepared By:

HARLENE EVE TARDECILLA
Senior Accounting Processor B

Approved By:

ENGR. RODOLFO A. JIMENEZ, JR.
General Manager

REPAIRS & MAINTENANCE EXPENSES

Account Name	FY 2017 Actual	FY 2018 Budget	FY 2018 Estimated	FY 2019 Budget	FY 2019 Change	% Change
Repairs & Maint. -Land Improvements						
Repairs & Maint. -UPIS	329,763.22	299,361.02	372,212.76	522,032.18	149,819.42	40%
Repairs & Maint. -Office Buildings	18,479.16	20,211.40	13,804.36	23,541.40	9,737.04	71%
Repairs & Maint. -Office Equipment	1,122.44	25,400.00	2,985.64	75,800.00	72,814.36	2439%
Repairs & Maint -Furniture & Fixt.	-	2,000.00	-	2,000.00	2,000.00	
Repairs & Maint. -IT Equip. and Soft.	-	22,500.00	130.91	42,100.00	41,969.09	32060%
Repairs & Maint. - Machinery Equipment	33,512.94	125,024.82	30,712.04	110,000.00	79,287.96	258%
Repairs & Maint. - Comm. Equipment	6,860.00			15,000.00	15,000.00	
Repairs & Maint - Motor Vehicles	21,528.00	78,572.00	19,471.64	40,000.00	20,528.36	105%
Repairs & Maint. - Other PPE	-		-		-	
Total	Php 411,265.76	Php 573,069.24	Php 439,317.35	Php 830,473.58	391,156.23	89%

Prepared By:

HARLENE EVE TARDECILLA
Senior Accounting Processor B

Approved By:

ENGR. RODOLFO A. JIMENEZ, JR.
General Manager

REPAIR & MAINTENANCE - INFRASTRUCTURE ASSET-UPIS

Account Name	FY 2017 Actual	FY 2018 Budget	FY 2018 Estimated	FY 2019 Budget	FY 2019 Change	% Change
Repair & Maintenance -IWSS	-	-	-	-	-	-
A. Souce of Supply Plant						
Collecting & Impounding Res- Source						
Other Source of Supply-Flowmeter						
Other Source of Supply-Filter						
B. Transmission and Distribution Plant	317,097.08	265,361.02	368,581.99	437,032.18	68,450.19	19%
Pipelines Trans Line/ Pipelines Dist Line	197,427.79	87,174.60	247,198.89	250,999.01	3,800.12	2%
					-	
Reservoir and Tanks				57,000.00	57,000.00	
Service Connection	119,669.29	178,186.42	121,383.10	114,633.17	(6,749.93)	-6%
Meters				14,400.00	14,400.00	
Hydrant						
Others						
Total (Php)	317,097.08	265,361.02	368,581.99	437,032.18	68,450.19	19%

Prepared By:

HARLENE EVE TARDECILLA
Senior Accounting Processor B

Approved By:

ENGR. RODOLFO A. JIMENEZ, JR.
General Manager

REPAIR & MAINTENANCE - MACHINERY

Account Name	FY 2017 Actual	FY 2018 Budget	FY 2018 Estimated	FY 2019 Budget	FY2019 Change	% Change
Repair & Maintenance -Machinery						
A. Pumping Plant						
Power Production Equipment	33,512.94	125,024.82	30,712.04	110,000.00	79,287.96	258%
Pumping Equipment						
Other Pumping Plant						
B. Water Treatment Plant						
Water treatment Plant						
Power Production Equipment						
Total (Php)	33,512.94	125,024.82	30,712.04	110,000.00	79,287.96	258%

Prepared By:

HARLENE EVE TARDECILLA
Senior Accounting Processor B

Approved By:

ENGR. RODOLFO A. JIMENEZ, JR.
General Manager

TAXES, INSURANCE PREMIUMS AND OTHER FEES

Account Name	FY 2017 Actual	FY 2018 Budget	FY 2018 Estimated	FY 2019 Budget	FY 2019 Change	% Change
Taxes, Duties and Licenses	492,295.48	571,394.00	532,202.44	762,382.00	230,179.56	40%
Fidelity Bond Premiums	10,966.31	20,000.00	13,290.57	20,000.00	6,709.43	34%
Insurance Expenses	31,430.17	58,000.00	33,916.52	93,000.00	59,083.48	102%
Total	**Php 534,691.96**	**Php 649,394.00**	**Php 579,409.53**	**Php 875,382.00**	**295,972.47**	**46%**

Prepared By:

HARLENE EVE TARDECILLA
Senior Accounting Processor B

Approved By:

ENGR. RODOLFO A. JIMENEZ, JR.
General Manager

OTHER MAINTENANCE & OPERATING EXPENSES

Account Name	FY 2017	FY 2018		FY 2019	FY 2019	%
	Actual	Budget	Estimated	Budget	Change	Change
Water Expense	40,255.90	51,088.00	54,749.52	67,659.60	12,910.08	24%
Board Mem.Allowance & other Benefit	384,621.00	383,760.00	122,776.36	383,760.00	260,983.64	213%
Job Order	1,063,751.99	1,728,726.12	1,440,738.16	2,425,947.20	985,209.04	68%
Others				-		
Total	Php 1,488,628.89	Php 2,163,574.12	Php 1,618,264.05	Php 2,877,368.80	1,259,102.75	78%

Prepared By:

HARLENE EVE TARDECILLA
Senior Accounting Processor B

Approved By:

ENGR. RODOLFO A. JIMENEZ, JR.
General Manager

Capital Expenditures

CAPITAL OUTLAYS OBLIGATIONS, BY OBJECT OF EXPENDITURES

FY 2015 (Proposal)

NAME OF PROJECT	Irrigation & Water Systems Trans. & Dist. Lines (Php)	Machinery & Equipment (Php)	Communication Equipment (Php)	Other Structures (Php)	Building (Php)	IT Equip. & Software (Php)	Furniture & Fixture (Php)	Office Equipment (Php)	Other PPE Other PPE (Php)	Transpo. Equipment (Php)	Construction Materials Invty (Php)	Semi-Expendable ICT (Php)	Semi-Expendable F&F (Php)	Other Equipment	Semi Expendable Office Equipment (Php)	Semi Expendable Mach. (Php)	Computer Software (Php)	Semi Expendable Disaster Response & Rescue (Php)
CAPITAL FACILITIES PROJECT:																		
A. Pipe laying Expansion																		
Pipe laying expansion of 612LM DL at Sigalo Sur	413,043.83																	
Pipe laying expansion of TL from Palong to Mambulo Nuevo	7,015,337.43																	
Pipe laying expansion of TL & DL from Mambulo Nuevo to San Vicente	6,034,303.97																	
Pipe laying expansion at Libod 1	131,360.25																	
Relocation of DL along Naubod 1 &2	182,326.84																	
B. Project Construction Maintenance																		
Fabrication and Construction of Shed house/Waiting Area					66,171.00													
Construction of CR M&F Shower&Locker Room					100,587.00													
Fabrication of Additional Space for Records Storage Room Expansion Fabrication of Fence for Fittings					10,038.00 14,172.00													
Concreting of Parking Area				9,792.00														
Barracks (Spring Source)					88,984.00													
Building Improvement					200,000.00													
DAM (Spring Source)				350,000.00														
SUB-TOTAL																		
CAPITAL PURCHASES:																		
1.Desktop, Computer, Bar Code Scanner, Andriod Phone,Mobile Printer Laptop, IP Phone,Wide Area Network,Monitor.						622,000.00												
2. Rostrum,Tables,Tent,Office Cubicle Improvement							135,000.00											
3.CCTV,LED TV 30",LED TV 40"								170,800.00										
4.Dosing Pump,Submersible Pump(2),Gen Set,Gen Set Trailer		1,287,000.00																
6.Radio Mast & Antenna Tower,Portable Radio			130,000.00															
7.Motorcycle (4),Motorcycle w/ sidecar,XRM,Lorry Truck,Innova										3,225,000.00								
8.Portable Grinder																5,000.00		
9. Fire Extinguisher (2)																		10,000.00
10.Printer (5),Printer Server																		
11.Electric Fan,Money Counter,Standfan,Welder,Digital Camera(2).															42,500.00			
Channels CCTV,8 Channels CCTV,Hardisk,Internet Cable,Cellphone,IPPBX Server,GPU,Printer (5),Printer Server												148,500.00						
13.Steel Cabinet(2),Table &Chairs,Reception Desk,Guest Chair,Mono Block Chair.													70,321.60					
Grip,Adjustable Wrench,Manual Drill,Concrete Cutter Blade 14",Pipe Threader 1/2 to 1 Set ,Float Valve									147,100.00									
15.Chain Block,Speaker,Chain Saw														50,000.00				
Service Connection,Water Meter (200pcs.)New insert (800 pcs)											4,846,335.00							
16.Software																	70000	
SUB-TOTAL																		
GRAND TOTAL	13,776,372.32	1,287,000.00	130,000.00	359,792.00	479,952.00	622,000.00	135,000.00	170,800.00	147,100.00	3,225,000.00	4,846,335.00	148,500.00	70,321.60	50,000.00	42,500.00	5,000.00	70,000.00	10,000.00

Prepared by:

ENGR. RODOLFO A. JIMENEZ, JR.
General Manager

Fiscal Year 2019 Capital Expenditure

Brief Description	Pipelaying Expansion		
Project Number	2019-01	Schedule	2019
Account Number	Water Supply Systems 1-06-03-040	Department	Production

FY19	13,776,372.32	Item is: (check one box)	
FY18		√	New
Future Year Amounts			Replacemnent
Total Project Costs	Php 13,776,372.32		Repair

Description of item(s)	Pipe laying expansion of 812LM DL at Bigajo Sur Pipe laying expansion of TL from Palong to Mambulo Nuevo Pipe laying expansion of TL & DL from Mambulo Nuevo to San Vicente Pipe laying expansion at Libod 1 Relocation of DL along Naubod 1 &2

Why is this needed?	LIWAD's mission to expand its services Increase its revenue Improve services

Consequences of not being purchased	Services will not be extended to other areas Projected water sales will not be met

Fiscal Year 2019 Capital Expenditure

Brief Description	Purchase of IT Equipment and Software		
Project Number		Schedule	2019
Account Number	Information & Communication Tech. Equipment 1-06-05-030	Department	

FY19	Php 622,000.00	Item is: (check one box)	
FY18		√	New
Future Year Amounts			Replacemnent
Total Project Costs	Php 622,000.00		Repair

Description of item(s)	Desktop, Computer, Bar Code Scanner, Software, Andriod Phone, Mobile Printer, Laptop, IP Phone,	Wide Area Network, Monitor.

622,000.00

Why is this needed?	Increase employee's Productivity

Consequences of not being purchased	Time consuming

Fiscal Year 2019 Capital Expenditure

Brief Description	Purchase of Office Equipment		
Project Number		Schedule	2019
Account Number	Office Equipment 1-06-05-020	Department	

FY19	Php 170,800.00	Item is: (check one box)	
FY18		√	New
Future Year Amounts			Replacemnent
Total Project Costs	Php 170,800.00		Repair

Description of item(s)	CCTV LED TV 30" LED TV 40"

170,800.00

Why is this needed?	Increase employee's productivity

Consequences of not being purchased	

Fiscal Year 2019 Capital Expenditure

Brief Description	Purchase of Other Property Plants & Equipment		
Project Number		Schedule	2019
Account Number	Other PPE	Department	

FY19	Php 147,100.00	Item is: (check one box)	
FY18		√	New
Future Year Amounts			Replacemnent
Total Project Costs	Php 147,100.00		Repair

Description of item(s)	Ratchet, Float Valve Pipe Wrench 12" &14", Vice Grip, Adjustable Wrench, Manual Drill, Concrete Cutter Blade 14", Pipe Threader 1/2 to 1 Set.

147100

Why is this needed?	Use for operational and maintenance Increase work efficiency

Consequences of not being purchased	Delay of works

Fiscal Year 2019 Capital Expenditure

Brief Description	Purchase of Service Motor Vehicle		
Project Number		Schedule	2019
Account Number	Transportation Equipment 1-06-06-010	Department	

FY19	Php 3,225,000.00	Item is: (check one box)	
FY18		√	New
Future Year Amounts			Replacemnent
Total Project Costs	Php 3,225,000.00		Repair

Description of item(s)	Motorcycle (3) Motorcycle w/ sidecar Single XRM Lorry Truck Innova

Why is this needed?	Increase response time to reapair and customer service

Consequences of not being purchased	

Fiscal Year 2019 Capital Expenditure

Brief Description	Purchase of Machinery & Equipment		
Project Number		Schedule	2019
Account Number	Machinery & Equipment 1-06-05-010	Department	

FY19	Php 1,287,000.00	Item is: (check one box)	
FY18		√	New
Future Year Amounts			Replacemnent
Total Project Costs	Php 1,287,000.00		Repair

Description of item(s)	Dosing Pump Submersible Pump(2), Gen Set Gen Set Trailer

Why is this needed?	Increase employee's productivity

Consequences of not being purchased	

Fiscal Year 2019 Capital Expenditure

Brief Description	Communication Equipment		
Project Number		Schedule	2019
Account Number	Commucication Equipments 1-06-05-070	Department	

FY19	Php 130,000.00	Item Is: (check one box)	
		√	New
FY18			Replacemnent
Future Year Amounts			Repair
Total Project Costs	Php 130,000.00		

Description of item(s)	Radio Mast & Antenna Tower Portable Radio
Why is this needed?	
Consequences of not being purchased	Low Pressure High RNW

Fiscal Year 2019 Capital Expenditure

Brief Description	Construction of DAM & Parking Area		
Project Number		Schedule	2019
Account Number	Other Structures 1-06-04-990	Department	

FY19	Php 359,792.00	Item is: (check one box)	
FY18		√	New
Future Year Amounts			Replacement
Total Project Costs	Php 359,792.00		Repair

Description of item(s)	Construction Of New DAM Concreting of Parking Area
Why is this needed?	Improve services
Consequences of not being purchased	

Fiscal Year 2019 Capital Expenditure

Brief Description	Purchase of Furniture & Fixtures		
Project Number		Schedule	2019
Account Number	Furniture & Fixtures 1-06-07-010	Department	

FY19	Php 135,000.00	Item is: (check one box)	
FY18		√	New
Future Year Amounts		√	Replacement
Total Project Costs	Php 135,000.00		Repair

Description of item(s)	Rostrum Tables Tent Office Cubicle Improvement
Why is this needed?	
Consequences of not being purchased	

Fiscal Year 2019 Capital Expenditure

Brief Description	Construction & Fabrication of Buildings		
Project Number		Schedule	2019
Account Number	Building 1-06-04-010	Department	

FY19	Php 479,952.00	Item is: (check one box)	
FY18		√	New
Future Year Amounts			Replacement
Total Project Costs	Php 479,952.00	√	Repair

Description of item(s)	Fabrication and Construction of Shed house/Waiting Area Construction of CR M&F.Shower&Locker Room Fabrication of Additional Space for Records Storage Room Expansion Fabrication of Fence for Fittings Barracks (Spring Source) Building Improvement
Why is this needed?	Improve services Increase employee's productivity
Consequences of not being purchased	

Fiscal Year 2019 Capital Expenditure

Brief Description	Other Equipment		
Project Number		Schedule	2019
Account Number	Other Equipment	Department	

FY19	Php 50,000.00	Item is: (check one box)	
FY18		√	New
Future Year Amounts			Replacement
Total Project Costs	Php 50,000.00		Repair

Description of item(s)	Chain Block Speaker
Why is this needed?	Improve services
Consequences of not being purchased	

Fiscal Year 2019 Capital Expenditure

Brief Description	Semi-Expendable -Furniture & Fixtures		
Project Number		Schedule	2019
Account Number	Semi-Expendable -Furniture & Fixtures 1-04-06-010	Department	

FY19	Php 70,321.60	Item is: (check one box)	
FY18		√	New
Future Year Amounts			Replacement
Total Project Costs	Php 70,321.60		Repair

Description of item(s)	Steel Cabinet(2) Table &Chairs Reception Desk Guest Chair Mono Block Chair
Why is this needed?	Increase employee's productivity
Consequences of not being purchased	

Fiscal Year 2019 Capital Expenditure

Brief Description	Semi-Expendable -ICT Equipment		
Project Number		Schedule	2019
Account Number	Semi-Expendable -Furniture & Fixtures 1-04-05-030	Department	

FY19	Php 148,500.00	Item is: (check one box)	
		√	New
FY18			Replacement
Future Year Amounts			Repair
Total Project Costs	Php 148,500.00		

Description of item(s)	External Drive	CPU
	Keypad Phone	Internet Cable
	UPS(2)	Cellphone
	4 Channels CCTV	IPPBX Server
	8 Channels CCTV	
	Hardisk	
	Printer (5)	
	Printer Server	

Why is this needed?	Increase employee's productivity

Consequences of not being purchased	

Fiscal Year 2019 Capital Expenditure

Brief Description	Semi-Expendable -Office Equipment		
Project Number		Schedule	2019
Account Number	Semi-Expendable -Office Equipment 1-04-05-020	Department	

			Item is: (check one box)	
FY19	Php	42,500.00	√	New
FY18				Replacement
Future Year Amounts				Repair
Total Project Costs	Php	42,500.00		

Description of item(s)	Electric Fan Money Counter Standfan Wallfan Digital Camera(3)

Why is this needed?	Increase employee's productivity

Consequences of not being purchased	

Fiscal Year 2019 Capital Expenditure

Brief Description	Semi-Expendable -Disaster Response & Rescue Equipment Equipment		
Project Number		Schedule	2019
Account Number	Semi-Expendable -Disaster Response & Rescue Equipment Equipment 1-04-05-080	Department	

FY19	Php 10,000.00	Item is: (check one box)	
FY18		√	New
Future Year Amounts			Replacement
Total Project Costs	Php 10,000.00		Repair

Description of item(s)	Fire Extinguisher (2)

Why is this needed?	

Consequences of not being purchased	

Fiscal Year 2019 Capital Expenditure

Brief Description	Semi-Expendable -Machinery		
Project Number		Schedule	2019
Account Number	Semi-Expendable -Machinery 1-04-05-010	Department	

FY19	Php 5,000.00	Item is: (check one box)	
FY18		√	New
Future Year Amounts			Replacement
Total Project Costs	Php 5,000.00		Repair

Description of item(s)	Portable Grinder
Why is this needed?	Increase employee's productivity
Consequences of not being purchased	

Fiscal Year 2019 Capital Expenditure

Brief Description	Computer Software		
Project Number		Schedule	2019
Account Number	Computer Software 1-08-01-020	Department	

FY19	Php	70,000.00	Item is: (check one box)	
FY18			√	New
Future Year Amounts				Replacement
Total Project Costs	Php	70,000.00		Repair

Description of item(s)	Software
Why is this needed?	Increase employee's productivity
Consequences of not being purchased	

Appendix

STATEMENT OF RECEIVABLES

Fiscal Year 2019(Estimate)

TYPE/DEBTOR CLASS	ACCOUNT CODE	AGE OF ACCOUNT	OUTSTANDING (Beginning)	TRANSACTIONS			OUTSTANDING AS OF 12-31-2019 (Ending)
				Collection Ratio	COLLECTED	GENERATED	
Current Portion							
Accounts Receivables - Customer							
a. Active							
1. Water Sales	639	1-180days	719,457.99	98%	705,068.83	770,474.10	784,863.26
		181days-1year	14,832.30	98%	14,535.65	15,884.05	16,180.69
		1-2years				-	
		2-3years					
		3-4years					
		more than 4 years				-	
			734,290.29	**98%**	**719,604.48**	**786,358.14**	**801,043.95**
2.Others		1-180days	6,866.92	90%	6,198.23	57,258.24	57,946.94
		181days-1year	6,540.34	90%	5,886.30	24,539.25	25,193.28
		1-2years	14,783.45	90%	13,305.11		1,478.35
		2-3years	2,291.98	90%	2,062.78		229.20
		3-4years	8,352.95	90%	7,517.65		835.29
		more than 4 years	122,979.89	90%	110,681.90		12,297.99
			161,835.53	**90%**	**145,651.98**	**81,797.49**	**97,981.04**
b. Inactive							
1. Water sales	639	1-180days	48,925.25	10%	4,892.53	44,032.73	42,253.63
		181days-1year	25,954.37	10%	2,595.44		22,415.14
		1-2years	69,518.09	10%	6,951.81		60,038.35
		2-3years	264,604.82	6%	15,876.29		228,522.35
		3-4years	55,341.52	5%	2,767.08		47,794.95
		more than 4 years	1,156,655.57	5%	57,832.78		998,929.81
			1,620,999.62	**8%**	**90,915.91**	**44,032.73**	**1,399,954.21**
2.Others		1-180days	68,820.23	20%	13,764.05		55,056.18
		181days-1year	50,522.68	15%	7,578.40		42,944.28
		1-2years	56,333.63	15%	8,450.04		47,883.59
		2-3years	120,423.36	15%	18,063.50		102,359.86
		3-4years	53,654.35	5%	2,682.72		50,971.63
		more than 4 years	281,404.85	2%	5,628.10		275,776.75
			631,159.10	**12%**	**56,166.81**	**-**	**574,992.29**
Total Current Portion			**3,148,284.53**		**1,012,339.18**	**912,188.36**	**2,873,971.50**

Prepared by:

RITCHIE T. LIZ
UCS Officer A

Approved by:

ENGR. RODOLFO A. JIMENEZ, JR.
General Manager

STATEMENT OF RECEIVABLES

Fiscal Year 2018(Projected)

TYPE/DEBTOR CLASS	ACCOUNT CODE	AGE OF ACCOUNT	OUTSTANDING (Beginning)	TRANSACTIONS			OUTSTANDING AS OF 12-31-2018 (Ending)
				Collection Ratio	COLLECTED	GENERATED	
Current Portion							
Accounts Receivables - Customer							
a. Active							
1. Water Sales	639	1-180days	654,052.71	98%	640,971.66	706,376.93	719,457.99
		181days-1year	13,483.91	98%	13,214.23	14,562.62	14,832.30
		1-2years				-	
		2-3years					
		3-4years					
		more than 4 years				-	
			667,536.62	**98%**	**654,185.89**	**720,939.55**	**734,290.29**
2.Others		1-180days	6,260.84	90%	5,634.76	57,258.24	57,884.33
		181days-1year	5,945.76	90%	5,351.18	24,539.25	25,133.82
		1-2years	13,439.50	90%	12,095.55		1,343.95
		2-3years	2,083.62	90%	1,875.26		208.36
		3-4years	7,593.59	90%	6,834.23		759.36
		more than 4 years	111,799.90	90%	100,619.91		11,179.99
			147,123.21	**90%**	**132,410.89**	**81,797.49**	**96,509.81**
b. Inactive							
1. Water sales	639	1-180days	44,477.50	10%	4,447.75	40,029.75	42,253.63
		181days-1year	23,594.89	10%	2,359.49		22,415.14
		1-2years	63,198.26	10%	6,319.83		60,038.35
		2-3years	240,549.84	6%	14,432.99		228,522.35
		3-4years	50,310.47	5%	2,515.52		47,794.95
		more than 4 years	1,051,505.06	5%	52,575.25		998,929.81
			1,473,636.02	8%	**82,650.83**	**40,029.75**	**1,399,954.21**
2.Others		1-180days	8,022.35	20%	1,604.47	681.64	7,099.52
		181days-1year	3,536.38	15%	530.46		3,005.92
		1-2years	31,085.44	15%	4,662.82		26,422.62
		2-3years	154,171.03	15%	23,125.65		131,045.38
		3-4years	23,534.86	5%	1,176.74		22,358.12
		more than 4 years	281,404.85	2%	5,628.10		275,776.75
			501,754.91	12%	**36,728.24**	**681.64**	**465,708.31**
Total Current Portion			**2,790,050.76**		**905,975.85**	**843,448.43**	**2,696,462.62**

Prepared by:

RITCHIE T. LIZ
UCS Officer A

Approved by:

ENGR. RODOLFO A. JIMENEZ, JR.
General Manager

STATEMENT OF BORROWINGS

Fiscal Year 2019 (Proposal)

TYPE/CREDITOR/LOAN NO.	DATE OF CONTRACT	MATURITY (NO. OF YRS)	ORIGINAL AMOUNT OF LOAN IN ORIGINAL CURRENCY	OUTSTANDING BALANCE AS OF 12-31-18	AVAILMENT		DEBT SERVICE		OTHER CHARGES	ESTIMATED OUTSTANDING BALANCE AS OF 12/31/2019
					CURRENT YEAR	CUM	PRINCIPAL	INTEREST		
A. Current Portion										
1. Foreign Loans										
2. Domestic Loans										
- LBP										
Sub-total										
Add: Total Revaluation										
Total Current Portion										
B. Long-Term Portion										
1. Foreign Loans										
2. Domestic Loans										
Regular Loan KfW/LWI	12/15/2004	20 years	2,841,760.81	2,320,925.81			113,589.00	186,111.00		2,207,336.81
	12/15/2004	20 years	17,319,000.00	14,035,623.00			686,948.00	1,125,484.00		13,348,675.00
Window 3 - LBP										
3. Regular Loan - LWUA	Dec. 2010	15 years	9,972,248.45	5,528,580.45			670,128.00	-		4,858,452.45
								-		-
4. Local Gov't Unit				-			-	-		-
Sub-total										
Add: Total Revaluation										
Total Long-Term Portion										
GRAND TOTAL (Php)			30,133,029.26	21,885,129.26	-		1,470,665.00	1,311,595.00		Php 20,414,464.26

Prepared By:

HARLENE EVE TARDECILLA
Senior Accounting Processor B

Approved By:

ENGR. RODOLFO A. JIMENEZ, JR.
General Manager

STATEMENT OF BORROWINGS

Fiscal Year 2018 (Estimated)

TYPE/CREDITOR/LOAN NO.	DATE OF CONTRACT	MATURITY (NO. OF YRS)	ORIGINAL AMOUNT OF LOAN IN ORIGINAL CURRENCY	OUTSTANDING BALANCE AS OF 12-31-17	AVAILMENT		DEBT SERVICE		OTHER CHARGES	ESTIMATED OUTSTANDING BALANCE AS OF 12/31/2018
					CURRENT YEAR	CUM	PRINCIPAL	INTEREST		
A. Current Portion										
1. Foreign Loans										
2. Domestic Loans										
- LBP										
Sub-total										
Add: Total Revaluation										
Total Current Portion										
B. Long-Term Portion										
1. Foreign Loans										
2. Domestic Loans										
Regular Loan KfW/LWUA	12/15/2004	20 years	2,841,780.81	2,425,599.81			104,674.00	195,026.00		2,320,925.81
	12/15/2004	20 years	17,319,000.00	14,668,666.00			633,043.00	1,179,389.00		14,035,623.00
Window 3 - LBP										
3. Regular Loan - LWUA	Dec. 2010	15 years	9,972,248.45	6,198,708.45			670,128.00	-		5,528,580.45
4. Local Gov't Unit										
Sub-total										
Add: Total Revaluation										
Total Long-Term Portion										
GRAND TOTAL (Php)			30,133,029.26	23,292,974.26	-		1,407,845.00	1,374,415.00		Php 21,885,129.26

Prepared By:

HARLENE EVE TARDECILLA
Senior Accounting Processor B

Approved By:

ENGR. RODOLFO A. JIMENEZ, JR.
General Manager

STATEMENT OF ACCOUNTS PAYABLE TO EMPLOYEES (Personal Services)

Fiscal Year 2018 (Estimated)

TYPE/CREDITOR CLASS	ACCOUNT CODE	AGE OF ACCOUNT (month)	OUTSTANDING AS OF 1-1-2017 (Beginning)	TRANSACTIONS LIQUIDATED	TRANSACTIONS INCURRED	OUTSTANDING AS OF 12-31-2018 (Ending)
Performance-Based Bonus (2018)	749					284,540.10
Other Bonuses & Allowance (PBI 2018)						120,000.00
					Php	404,540.10

Prepared by:

JILYN P. GATA
Accounting Processor B

Approved by:

ENGR. RODOLFO A. JIMENEZ, JR.
General Manager

STATEMENT OF ACCOUNTS PAYABLE TO SUPPLIERS OR TRADE CREDITORS/ OTHERS

Fiscal Year as of 2018 (Estimated)

TYPE/CREDITOR CLASS	ACCOUNT CODE	AGE OF ACCOUNT (month)	OUTSTANDING AS OF 1-1-2017 (Beginning)	TRANSACTIONS LIQUIDATED	TRANSACTIONS INCURRED	OUTSTANDING AS OF 12-31-2018 (Ending)
Auditing Services (2018)	5-02-11-020					66,550.00
Membership Dues &Contri. To Org. (2015,2017,2018)	5-02-99-060					18,420.00
Gabriel Peñalosa	5-02-12-990					1,672.00
CASURECO I	5-02-04-020					34,914.33
Smart Communication (2018)	5-02-05-020					3,600.00
Taxes,Duties & Licences (2551Q) 4th Quarter	5-02-15-010					126,108.21
						251,264.54

Prepared by:

JILYN P. GATA
Accounting Processor B

Approved by:

ENGR. RODOLFO A. JIMENEZ, JR.
General Manager

STATEMENT OF ACCOUNTS PAYABLE TO SUPPLIERS OR TRADE CREDITORS

Fiscal Year 2018 (Estimated)

TYPE/CREDITOR CLASS	ACCOUNT CODE	AGE OF ACCOUNT (month)	OUTSTANDING AS OF 1-1-2017 (Beginning)	TRANSACTIONS LIQUIDATED	TRANSACTIONS INCURRED	OUTSTANDING AS OF 12-31-2018 (Ending)
SUPPLIER:						
Flamingo Build Tech Enterprise (2018-11-0181)	1-04-04-130					38,000.00
Flamingo Build Tech Enterprise (2018-11-0168)	1-04-04-130					32,890.00
Flamingo Build Tech Enterprise (2018-11-0180)	1-04-04-130					64,240.00
CSBV Constructions & Supply (2018-11-0177 Rev.)	1-04-04-130					54,007.50
Mig Sytem (2018-11-0185)	1-04-04-130					5,434.90
Mig Sytem (2018-11-0184	1-04-04-130					180,000.00
Excel Worldwide (2018-11-0170)	1-04-04-130					24,518.20
Makati Foundry (2018-10-0153)	1-04-04-130					22,150.00
e-Gizmo Mechatronix Central (2018-12-00209) (GSM Modem)	1-06-05-030					1,155.00
Kooler Industries,Inc (2018-12-0205)	1-06-98-990					28,224.00
Kooler Industries,inc (2018-12-0206)	1-06-98-990					5,000.00
Nards Gravel & Sand (2018-09-0133)	1-04-04-130					87,375.00
Nards Gravel & Sand (2018-10-0145)	1-04-04-130					85,508.50
Ta Credo Nipa Shingles Coco Lumber Retailer (2018-10-0144)	1-04-04-130					15,725.00
Hilti Philippines, Inc (2018-12-0197) (Electric Drill)	1-06-05-010					19,521.00
Uptown Industrial Sales, Incorporated(2018-12-0198) (Welding Machine)	1-06-05-010					20,475.00
Bonings Trading (2018-12-0208) (Shredder Machine)	1-06-05-020					14,295.00
Jump Engineering Services (2019-01-0005)	1-04-04-130					100,636.00
						Php 799,155.10

Prepared by:

JILYN P. GATA
Accounting Processor B

Approved by:

ENGR. RODOLFO A. JIMENEZ, JR.
General Manager

PROJECTED PAYABLES for 2019

CAPITAL OUTLAY	BUDGET	PAYMENTS MAID	DIFFERENCE CAPITAL OUTLAY	PROJECTED PAYABLES 2019
LIBMANAN WATER DISTRICT CAPITAL FACILITIES PROJECT				
a. Pipe laying Expansion				
San Juan to Umalo CIP#18-0001	2,839,030.54	649,751.88	2,189,278.66	1,604,696.78
Sop. Boguites, Laban	400,000.00		400,000.00	400,000.00
b. Pipelaying Expansion-Replacement				
1,250 TL Palong CIP#18-0002	2,384,808.89	17,243.85	2,367,565.04	2,367,565.04
c. Project Construction Maintenance				
Land Improvement #18-0007	830,997.72	339.80	830,657.92	830,657.92
Design & Conts. (Water Meter Storage Tank) & Soil Bearing Analysis	1,500,000.00		1,500,000.00	1,500,000.00
Design,Supply & Delivery (500cu.m Ptable Water Storage Tank)	4,500,000.00		4,500,000.00	4,500,000.00
Pump. Inst.,Pipe Laying,Fitting & Appurtenances for Pumps & Water Tank Storager	2,598,926.38		2,598,926.38	2,598,926.38
Construction of Office Pumping Station	441,013.30		441,013.30	441,013.30
Relocation of DL (Nagkupa Bridge at Tinanquihan) CIP#18-0003	129,796.77	8,196.11	121,500.66	121,500.66
Purchase of Lot (Supplemental Budget 2017)	400,000.00	50,000.00	350,000.00	350,000.00
CAPITAL PURCHASES				
a. Meters (WSS-Water Supply System)				
CMI (Direct Purchase,Charge to Water Bill,New Con) &	2,850,643.12	772,636.50	2,078,006.62	666,360.70
c. IT- Equipment & Software				
Printer	24,000.00	17,400.00	6,600.00	4,980.00
CCTV	20,000.00		20,000.00	18,190.00
Laptop	50,000.00		50,000.00	36,746.00
Antivirus	5,000.00		5,000.00	4,950.00
Biometric	9,000.00		9,000.00	9,000.00
d. Furniture & Fixture				
Steel Cabinet (4 Drawers)	8,000.00		8,000.00	9,500.00
e. Office Equipment				
Aircon 1HP & 2.5HP	90,000.00		90,000.00	81,200.00
Industrial Fan	13,000.00		13,000.00	7,990.00
f. Other PPE				
Pipe Threader 1/2 (R&M)	6,000.00		6,000.00	6,805.00
Personal Protective Equipment	147,240.00	4,537.85	142,702.15	54,130.00
Furniture & Fixtures				
Medicine Cabinet (1,200)		1,200.00		
Safety Plan Board (3,337.85)		3,337.85		
* Automation of Valving System for Pressure Mgt #18-0008	155,000.00	74,695.00	80,305.00	80,305.00
* GSM Data Logger #18-0009	120,000.00		120,000.00	2,090.00
DMA Establishment #18-0005	*200,000.00*	*5,823.22*	*194,175.78*	*194,175.78*
Hand Tools for Production Section	*19,010.00*		*19,010.00*	*18,170.00*
Water Tank-Rehabilitation (CUYAPI)	*20,000.00*			
TOTAL:	19,761,466.72	1,605,162.06	18,140,842.51	15,909,153.56

STAFFING SUMMARY & DETAILS OF SALARIES - CASUAL

Authorized No. of Positions Approved Position Allocation											
Item No.	Authorized Positions Title	Name of Incumbent	Grade	Step	Basic Salary	Cash Gift	Year-end Bonus	13th month Bonus	Others* PEI	Others* PBB	Total Personal Services Cost
	Admin Aide IV		4	1	158,568.00	5,000.00	13,214.00	13,214.00	5,000.00	8,589.10	203,585.10
	Casual		1	1	132,816.00	5,000.00	11,068.00	11,068.00	5,000.00	7,194.20	172,146.20
	Admin Aide IV		4	1	79,284.00	5,000.00	-	13,214.00	-	-	97,498.00
	Casual		1	1	132,816.00	5,000.00	11,068.00	11,068.00	5,000.00	7,194.20	172,146.20
	Total				**503,484.00**	**20,000.00**	**35,350.00**	**48,564.00**	**15,000.00**	**22,977.50**	**645,375.50**

645,375.50

Prepared by:

KRISTINE KAY T. BALINGBING
Utilities/CSA

Approved by:

ENGR. RODOLFO A. JIMENEZ, JR.
General Manager

OTHER COMPENSATION AND BENEFITS

Authorized No. of Positions per Approved Position Allocation List												
Item No.	Authorized Positions Title	Name of Incumbent	Grade	Step	RATA	PERA	Uniform/ Clothing Allowance	PAG-IBIG Premium	Philhealth Contri-bution	Retirement & Life Insurance Premium	EC	Total Personal Services Cost
	Admin Aide IV		4	1		24,000.00	6,000.00	1,200.00	2,184.00	19,028.16	1,200.00	53,612.16
	Casual		1	1		24,000.00	6,000.00	1,200.00	1,836.00	15,937.92	1,200.00	50,173.92
	Admin Aide IV		4	1		12,000.00	6,000.00	600.00	1,092.00	9,514.08	600.00	29,806.08
	Casual		1	1		24,000.00	6,000.00	1,200.00	1,836.00	15,937.92	1,200.00	50,173.92
	Total					**84,000.00**	**24,000.00**	**4,200.00**	**6,948.00**	**60,418.08**	**4,200.00**	**183,766.08**

Prepared by:

KRISTINE KAY T. BALINGBING
Utilities/CSA

Approved by:

ENGR. RODOLFO A. JIMENEZ, JR.
General Manager

PROJECTED DEPRECIATION FOR 2019

		Salvage Value	Depreciation Cost		
PPE					
Communication Equipment	7,056.00				
Furniture & Fixture	51,728.68				
Machinery	1,926,365.50				
WSS	1,283,296.69				
	3,268,446.87				***3,268,446.87***
Closed Project					
CIP # 17-0003 Ducot Palong	8,075.06	807.51	30.28	7,267.55	
CIP #16-0003 Across Bahay (near TESDA)	145,960.57	14,596.06		134,675.81	
CIP #15-0015 Bagacay	66,228.49	6,622.85	248.36	59,605.64	
CIP #16-0007 Fire Hydrant Libod 2 to San Isidro	35,391.62	3,539.16		31,852.46	
CIP #16-0002 Hubs Concreting	189,096.87	18,909.69	709.11	170,187.18	
CIP #17-0015 Bigajo Norte	47,250.37	4,725.04		42,525.33	
	492,002.98			**446,113.98**	
Hubs Concreting	330,887.00	33,088.70	137.87	33,088.70	
Improvement of Chloroinator/Filter	70,623.49	7,062.35	29.43	7,062.35	
Installation of DL 192 LM	162,615.60	16,261.56	67.76	16,261.56	
Relocation of PL across San Juan Bridge	72,052.42	7,205.24	30.02	7,205.24	
DMA	564,091.86	56,409.19	235.04	56,409.19	
PL Expansion So. Quinali	120,264.40	12,026.44	50.11	12,026.44	
PL Expansion So. Lupa	77,290.30	7,729.03	32.20	7,729.03	
PL Expansion Malbogon	189,150.14	18,915.01	78.81	18,915.01	
PL San Juan to Ibid	362,321.22	36,232.12	150.97	36,232.12	
PL expansion Potot	145,839.59	14,583.96	60.77	14,583.96	
	2,095,136.02			**209,513.60**	***655,627.58***
					3,924,074.45